

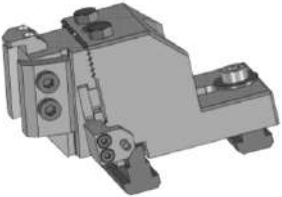

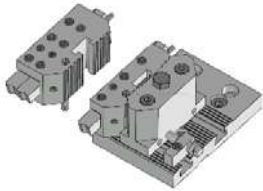


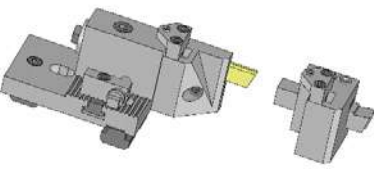
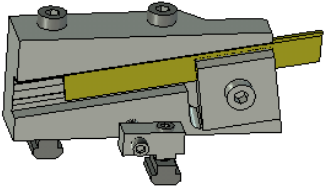
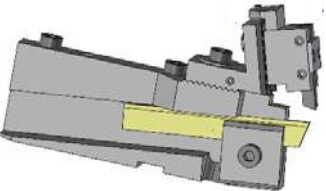


CATALOGO PORTAUTENSILI  
ED APPARECCHIATURE  
PER MACCHINE  
**WICKMAN**

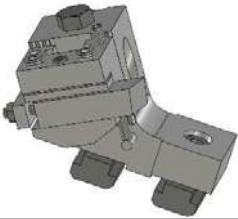
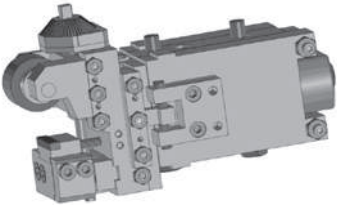
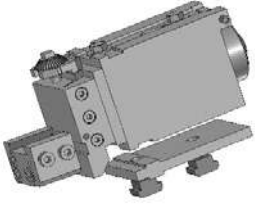
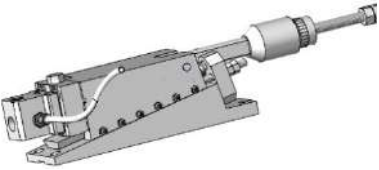








## Indice generale-Index


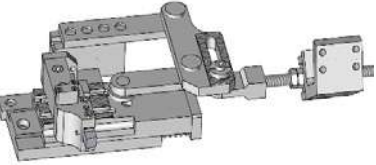

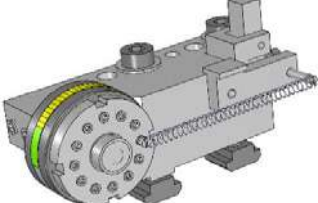
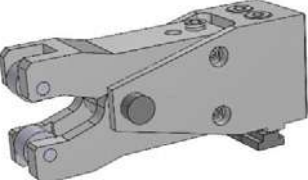

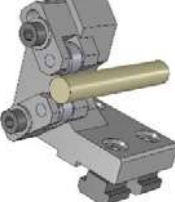

	<p>Torrette e porta utensili prismatici;prismatici piatti e a barretta con attacco rapido Turrets and flat toolholders;dovetail toolholders;square bit toolholder with fast shank</p> <p><a href="#">PAG. 1.0</a> <a href="#">PAG. 2.0</a> <a href="#">PAG. 3.0</a></p>
	<p>Torrette e porta utensili prismatici;prismatici piatti e a barretta con attacco rapido Turrets and flat dovetail toolholders;dovetail toolholders;square bit toolholder with fast shank</p> <p><a href="#">PAG.4.0</a></p>
	<p>Porta utensili a barretta laterali Side type square bit toolholder</p> <p><a href="#">PAG.5.0</a></p>
	<p>PORTA UTENSILI MODULARI TIPO TS MODULAR TOOLHOLDERS TS STYLE</p> <p><a href="#">PAG.6.0</a> <a href="#">PAG.7.0</a></p>
	<p>PORTA UTENSILI MODULARI DA TAGLIO TIPO TS MODULAR PART-OFF TOOLHOLDER TS STYLE</p> <p><a href="#">PAG.8.0</a> <a href="#">PAG.9.0</a></p>
	<p>Porta lame empire e barretta modulari modular part off holder for empire blade</p> <p><a href="#">PAG.10.0</a> <a href="#">PAG.11.0</a></p>
	<p>Porta lame Empire Empire blade part hoff holders</p> <p><a href="#">PAG.12.0</a></p>
	<p>Porta lame con porta utensile tangenziale blade holder with tangential toolholder</p> <p><a href="#">PAG.13.0</a></p>

# Indice generale-Index

	<p><b>Porta utensili a barretta per supporto centrale</b>  <b>Knee turning toolholder square bit toolholder</b></p> <p style="text-align: right;"><a href="#">PAG. 14.0</a></p>
	<p><b>Calibratori</b>  <b>Shaving toolholder</b></p> <p style="text-align: right;"> <a href="#">PAG. 15.0</a>   <a href="#">PAG. 21.0</a>   <a href="#">PAG. 27.0</a>   <a href="#">PAG. 33.0</a>  <a href="#">PAG. 16.0</a>   <a href="#">PAG. 22.0</a>   <a href="#">PAG. 28.0</a>  <a href="#">PAG. 17.0</a>   <a href="#">PAG. 23.0</a>   <a href="#">PAG. 29.0</a>  <a href="#">PAG. 18.0</a>   <a href="#">PAG. 24.0</a>   <a href="#">PAG. 30.0</a>  <a href="#">PAG. 19.0</a>   <a href="#">PAG. 25.0</a>   <a href="#">PAG. 31.0</a>  <a href="#">PAG. 20.0</a>   <a href="#">PAG. 26.0</a>   <a href="#">PAG. 32.0</a> </p>
	<p><b>Porta utensile tangenziale</b>  <b>Skiving toolholder</b></p> <p style="text-align: right;"><a href="#">PAG. 34.0</a></p>
	<p><b>Testine per recessi a rampa</b>  <b>Ramp type recessing slide</b></p> <p style="text-align: right;"> <a href="#">PAG. 35.0</a>  <a href="#">PAG. 36.0</a> </p>
	<p><b>Recessitore rotante a rampa</b>  <b>ramp type rotating recess attach.</b></p> <p style="text-align: right;"> <a href="#">PAG. 37.0</a>  <a href="#">PAG. 38.0</a> </p>
	<p><b>Tesina per recessi a spinta</b>  <b>Push type recess head</b></p> <p style="text-align: right;"><a href="#">PAG. 39.0</a></p>
	<p><b>Porta bareno modulare</b>  <b>Modular type boring toolholder</b></p> <p style="text-align: right;"><a href="#">PAG. 40.0</a></p>
	<p><b>Brocciatori</b>  <b>Broaching attachment</b></p> <p style="text-align: right;"><a href="#">PAG. 41.0</a></p>






# Indice generale-Index

	<p><b>Poligonale fresa filetti spacco sfera</b>  <b>Flat generating thread milling ball slots attachments</b></p> <p><a href="#">PAG. 42.0</a> <a href="#">PAG. 47.0</a>  <a href="#">PAG. 43.0</a>  <a href="#">PAG. 44.0</a>  <a href="#">PAG. 45.0</a>  <a href="#">PAG. 46.0</a></p>
	<p><b>Slitte per tornitore assiali</b>  <b>Long turning slides</b></p> <p><a href="#">PAG. 48.0</a>  <a href="#">PAG. 49.0</a></p>
	<p><b>Slitte per torniture posteriori o anteriori</b>  <b>Slides for rear or front turning</b></p> <p><a href="#">PAG. 50.0</a>  <a href="#">PAG. 51.0</a>  <a href="#">PAG. 52.0</a></p>
	<p><b>Marcatori</b>  <b>Marking attachment</b></p> <p><a href="#">PAG. 53.0</a> <a href="#">PAG. 59.0</a>  <a href="#">PAG. 54.0</a> <a href="#">PAG. 60.0</a>  <a href="#">PAG. 55.0</a>  <a href="#">PAG. 56.0</a>  <a href="#">PAG. 57.0</a>  <a href="#">PAG. 58.0</a></p>
	<p><b>Rullatori e godronatori</b>  <b>Burnishing and knurling attachment</b></p> <p><a href="#">PAG.61</a></p>
	<p><b>Rullatori frontali da mandrino</b>  <b>Front burnishing Holder actuated by tool spindle</b></p> <p><a href="#">PAG. 62.0</a></p>
	<p><b>Porta rulli di sostegno</b>  <b>Steady roll holders</b></p> <p><a href="#">PAG. 63.0</a>  <a href="#">PAG. 64.0</a></p>
	<p><b>Contropunta elastica</b>  <b>Spring loaded unit</b></p> <p><a href="#">PAG. 65.0</a>  <a href="#">PAG. 66.0</a>  <a href="#">PAG. 67.0</a>  <a href="#">PAG. 68.0</a></p>

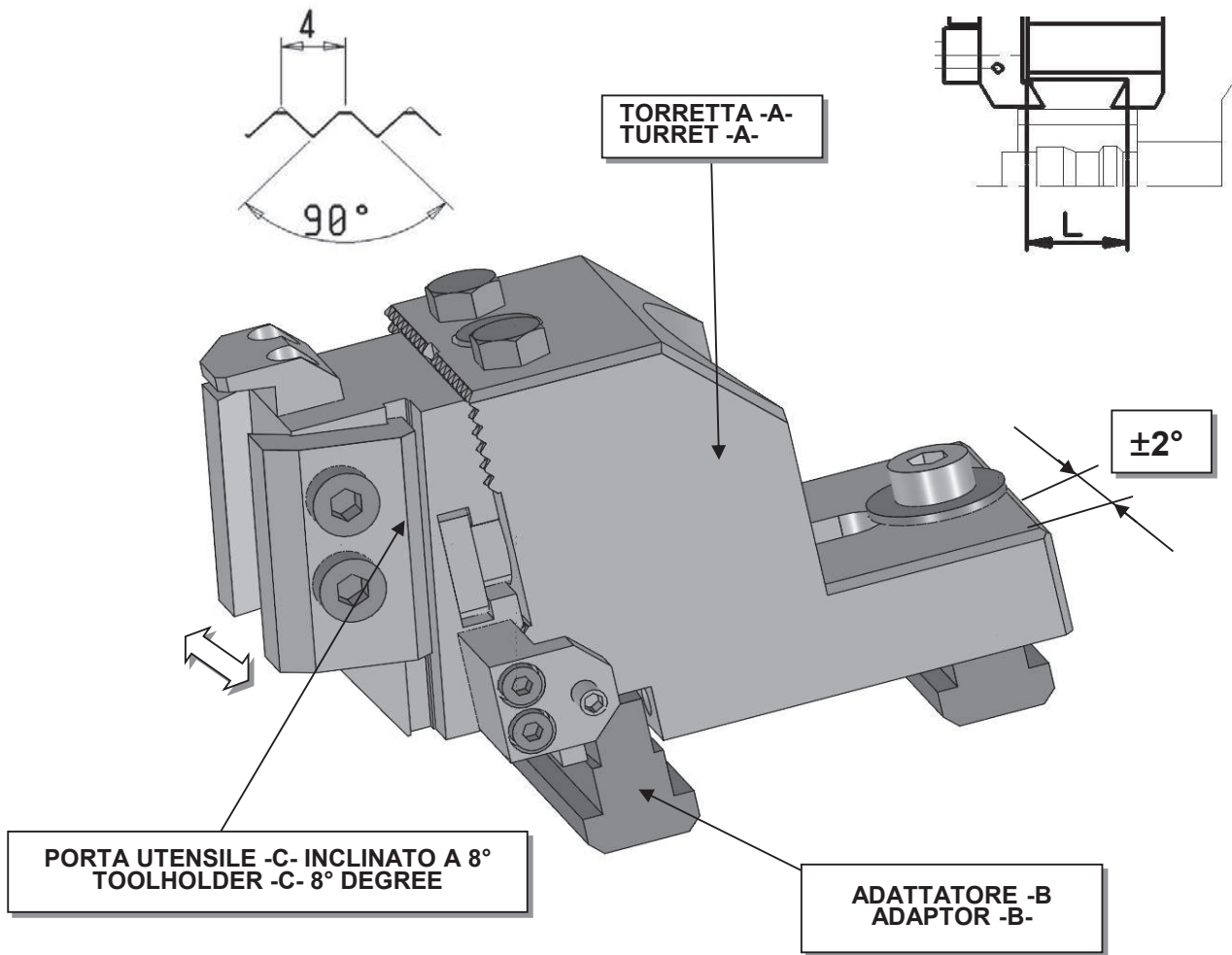
## Indice generale-Index

	<p>Porta punta con refrigerazione interna attacco cono morse Cono Morse drill holder with coolant for cored drills</p> <p style="text-align: right;"><a href="#">PAG. 69.0</a></p>
	<p>Porta punta con pinze ER Drill holder for ER collets</p> <p style="text-align: right;"><a href="#">PAG. 70.0</a></p>
	<p>TESTA A RULLARE ESCLUSA EXCLUDING ROLLING DIE HEAD</p> <p style="text-align: right;"><a href="#">PAG. 70.1</a></p>
	<p>Porta alesatore oscillante autocentrante Self-centering floating reamer holders</p> <p style="text-align: right;"><a href="#">PAG. 71.0</a></p>
	<p>Supporti di sostegno barre con o senza porta punta Support with ball bearings or bushes</p> <p style="text-align: right;"><a href="#">PAG. 72.0</a> <a href="#">PAG. 73.0</a></p>
	<p>Porta punta con porta utensile Drill Holder with turning toolholder</p> <p style="text-align: right;"><a href="#">PAG. 74.0</a> <a href="#">PAG. 75.0</a></p>
	<p>Porta punta con porta rulli Drill holder with roller steady</p> <p style="text-align: right;"><a href="#">PAG. 76.0</a></p>
	<p>Gruppo mandrino controrotante con refrigerazione interna Counter rotating spindle with inner coolant system</p> <p style="text-align: right;"><a href="#">PAG. 77.0</a> <a href="#">PAG. 78.0</a> <a href="#">PAG. 79.0</a></p>

## Indice generale-Index

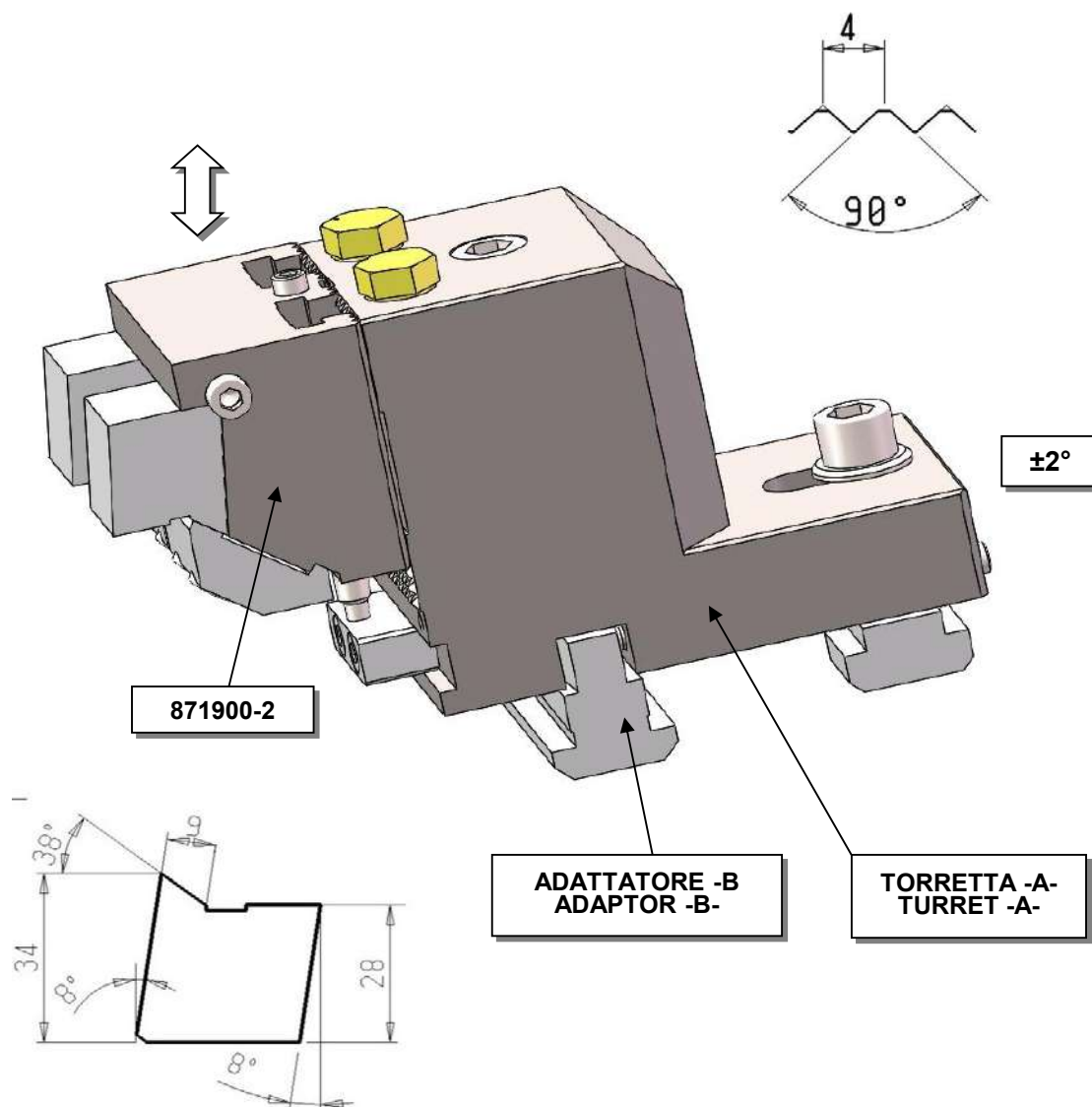
	<b>Porta bareno modulare doppio</b> <b>Double modular front turning toolholder</b>  <a href="#">PAG. 80.0</a>
	<b>TESTINA A TORNIRE CON PORTA PUNTA</b> <b>TURNING DRILLING HEAD</b>  <a href="#">PAG. 81.0</a>
	<b>Gruppo porta utensile intestatore con stacco pneumatico</b> <b>Facing Toolholder group with pneumatic actuator</b>  <a href="#">PAG. 82.0</a>

# TORRETTE E PORTA UTENSILI PRISMATICI CON BLOCCAGGIO RAPIDO TURRET AND DOVETAIL TOOLHOLDERS WITH FAST SHANK



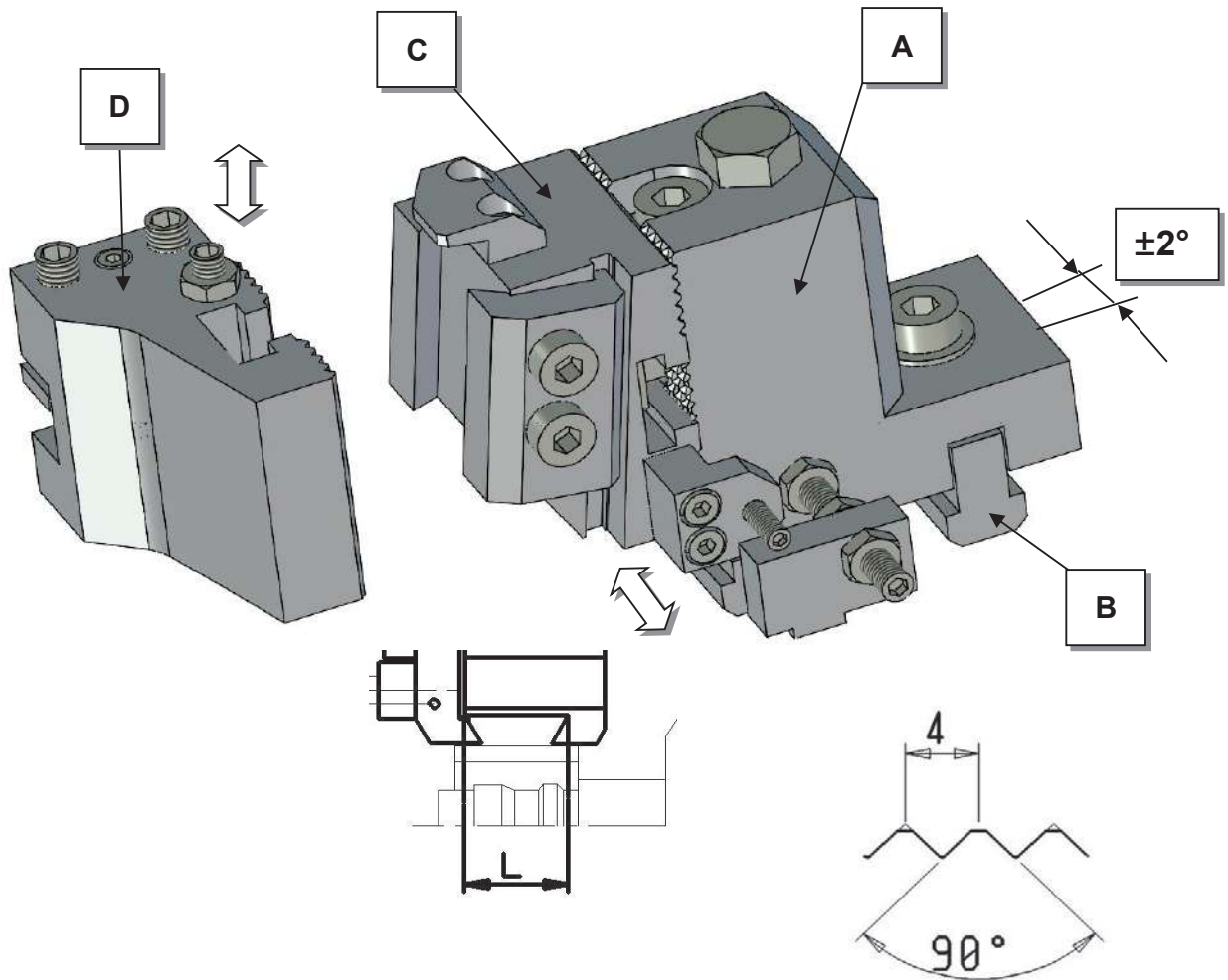
MODELLO MODEL	POS.	TORRETTE (A)+ ADATTATORE (B) TURRET (A)+ ADAPTOR (B)	PORTA UTENSILE -C- TOOLHOLDER -C- ATTACCO -L- SHANK -L-				
			24,15	28,00	40,00	47,80	50,00
5/8"	1-2-3-4-5	8717200+8717203		8717300+8717302			
1 1/6"	1-2-3-4-5	8715600+872300	872000+872003	872000+871005	871000+871005	871020+871023	871020+871024
1 1/8"	1-2-5-6	8715600+872300	872000+872003	872000+871005	871000+871005	871020+871023	871020+871024
1 1/8"	4	8738500	872000+872003	872000+871005	871000+871005	871020+871023	871020+871024
1 3/4"-1 3/8"	1-2-3-4-5	879100+872700	872000+872003	872000+871005	871000+871005	871020+871023	871020+871024
2 1/4"	1-2-4-5	876000-1+876301A	872000+872003	872000+871005	871000+871005	871020+871023	871020+871024
2 1/4"	3	876000-1+876302A	872000+872003	872000+871005	871000+871005	871020+871023	871020+871024
2 5/8"-3 1/4"	1-2-3-4-5	8737900	872000+872003	872000+871005	871000+871005	871020+871023	871020+871024

## TORRETTE E PORTA UTENSILI PRISMATICI PIATTI CON BLOCCAGGIO RAPIDO TURRET AND FLAT DOVETAIL TOOLHOLDERS WITH FAST SHANK



MODELLO MODEL	POS.	TORRETTA (A)+ ADATTATORE (B) TURRET (A)+ ADAPTOR (B)	PORTA UTENSILE ( C ) TOOLHOLDER ( C )
1"	1-2-3-4-5	8715600+872300	871900-2
1"3/4-1"3/8	1-2-3-4-5	879100+872700	
2"1/4	1-2-3-4-5	876000-1+876300	
2"5/8;3"1/4	1-2-3-4-5	8737900	

**TORRETTA TIPO STRETTO CON PORTA UTENSILE PRISMATICO O A BARRETTA CON BLOCCAGGIO RAPIDO**  
**TURRET TIGHT TYPE WITH DOVETAIL TOOLHOLDER OR SQUARE BIT TOOLHOLDER WITH FAST SHANK**

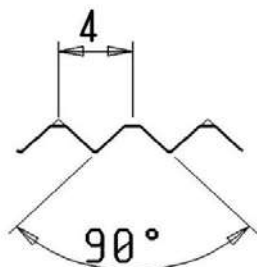


MODELLO MODEL	POS.	TORRETTA A+ ADATTATORE B TURRET A+ ADAPTOR B	PORTA UTENSILE -C- TOOLHOLDER -C- ATTACCO -L- SHANK -L-					PORTA UTENSILE -D- TOOLHOLDER -D- bxh
			24,15	28,00	40,00	47,80	50,00	16x16
1"	1-2-3-4-5	8715800+ 8716600	872000+ 872003	872000+ 871005	871000+ 871005	871020+ 871023	871020+ 871024	879200


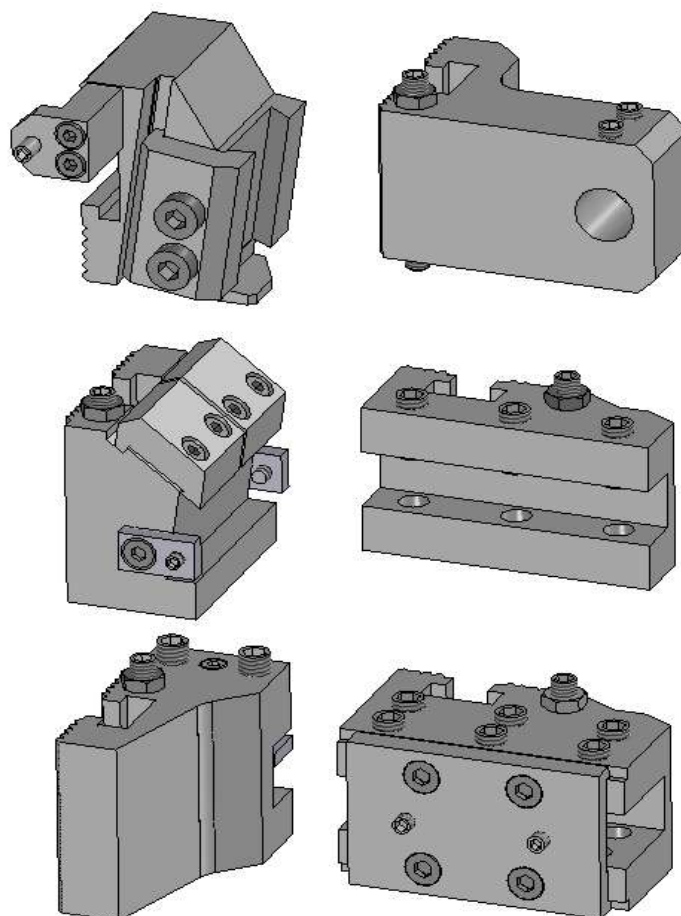
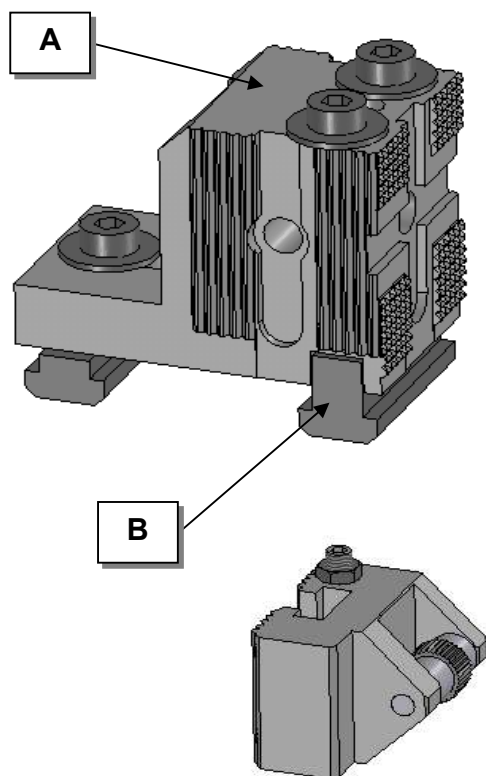
ALTRI ATTACCHI -L- A RICHIESTA

# TORRETTE E PORTA UTENSILI PRISMATICI, PRISMATICIPIATTI, A BARRETTA TURRET AND FLAT DOVETAILED, DOVETAILED, AND SQUARE BIT TOOLHOLDERS

GRUPPO TORRETTA UNIVERSALE ADATTA PER MONTAGGIO DI VARI TIPO DI PORTA UTENSILI  
MODULAR TOOL POST FIT FOR DIFFERENT KIND OF TOOLHOLDER



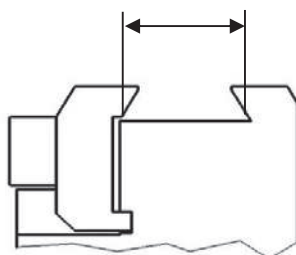
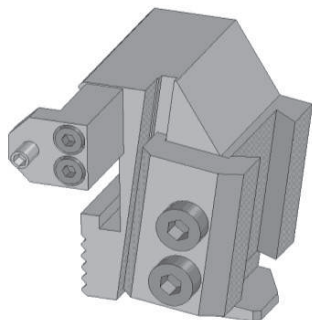
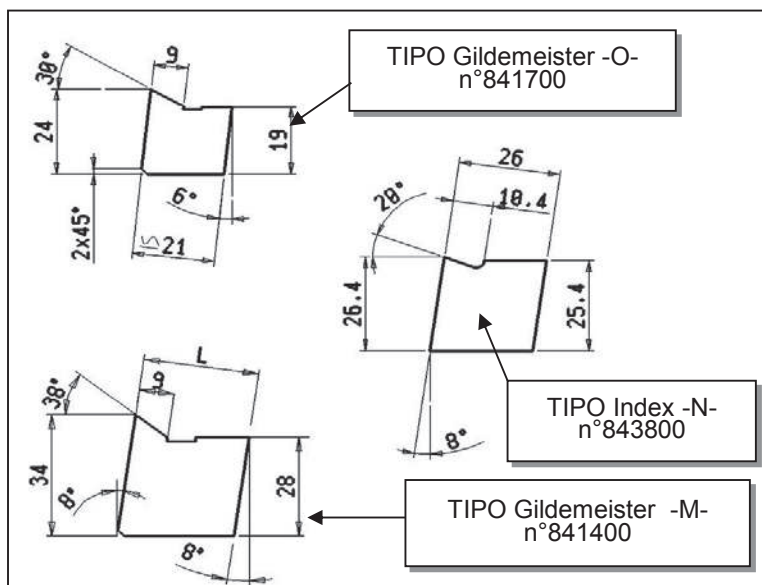
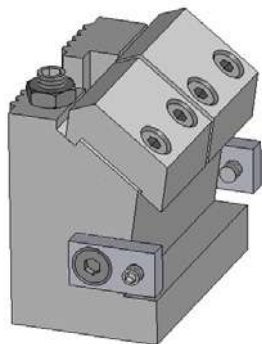
PORTA UTENSILI VARI VEDI PAG.4.1  
VARIOUS TOOLHOLDERS SEE PAGE 4.1



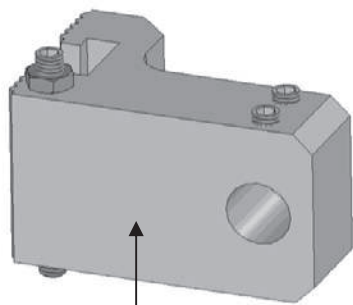
MODELLO MODEL	POS.	TORRETTA A+ ADATTATORE B TURRET A+ ADAPTOR B
1"	1-2-3-4-5	841600+850600
1"3/4-1"3/8	1-2-3-4-5	841600+850700
2"1/4	1-2-3-4-5	846000+853800
2"5/8-3"1/4	1-2-3-4-5	846900



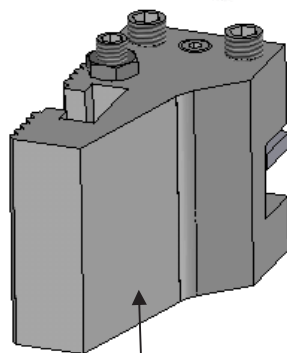
# PORTA UTENSILI PRISMATICI, PRISMATICIPIATTI, A BARRETTA FLAT DOVETAILS, DOVETAIL, AND SQUARE BIT TOOLHOLDERS



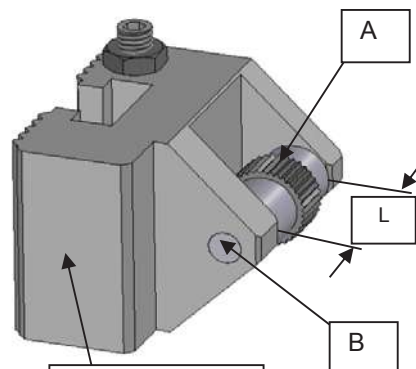
Attacchi shank  
 24,15 n°872000+872003  
 28 n°872000+871005  
 40 n°871000+871005  
 47,8 n°871020+871023  
 50 n°871020+871024



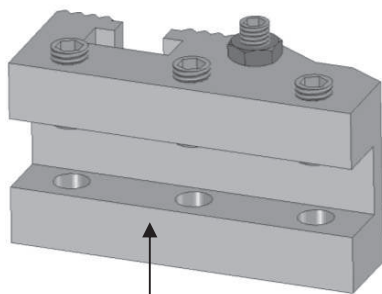
Ø20 843400  
 Ø18 849700



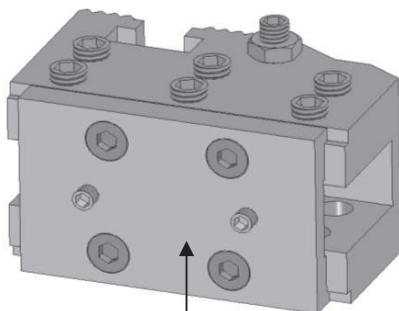
16x16 843000  
 20x20 843100



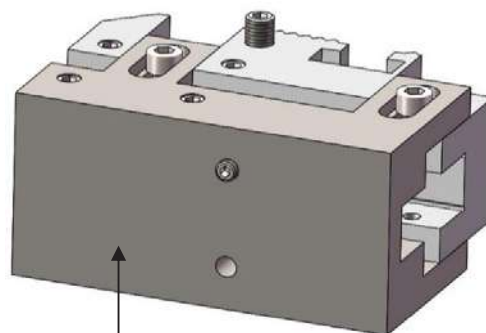
848300  
 ØA=25max



12x12 849200  
 16x16 841001A  
 20x20 841002A  
 25x25 842800



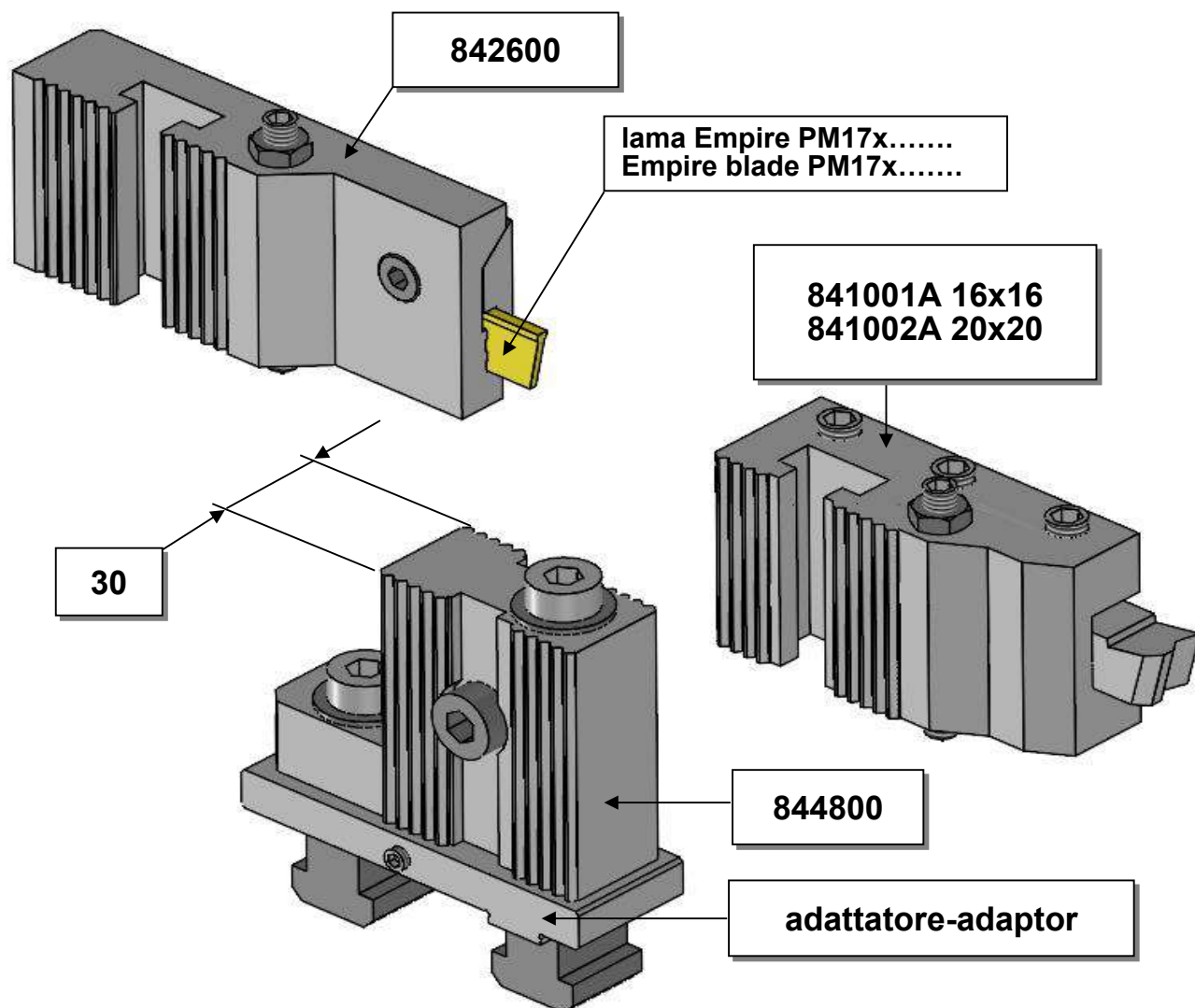
32x16 844400  
 40x20 844300  
 50x25 844700



16x16 A487000  
 regolabile  
 ajustabile



## PORTA UTENSILI-PART OFF TOOLHOLDERS

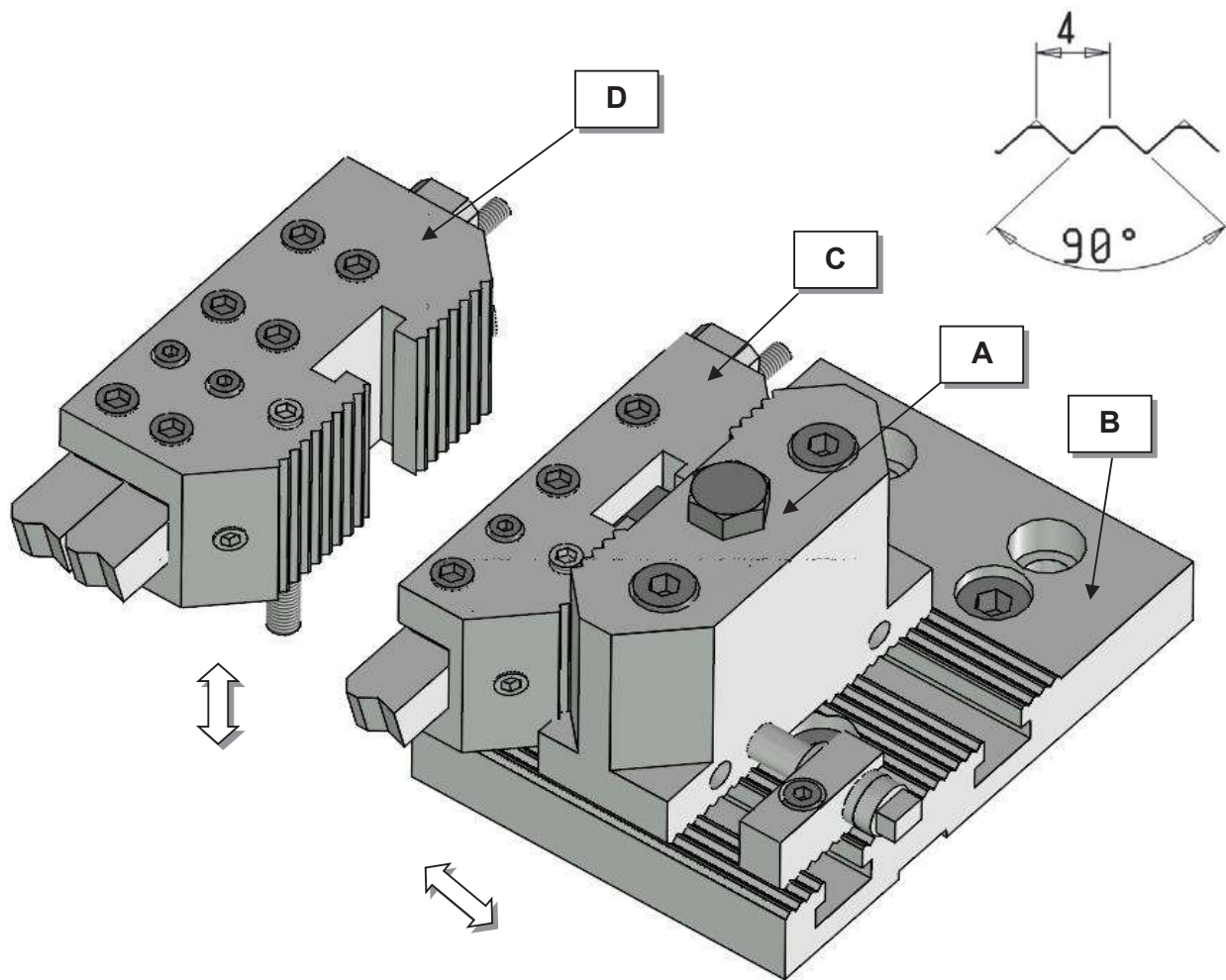


adattatore adaptor

wickman 1"3/4-1"3/8 N°848200

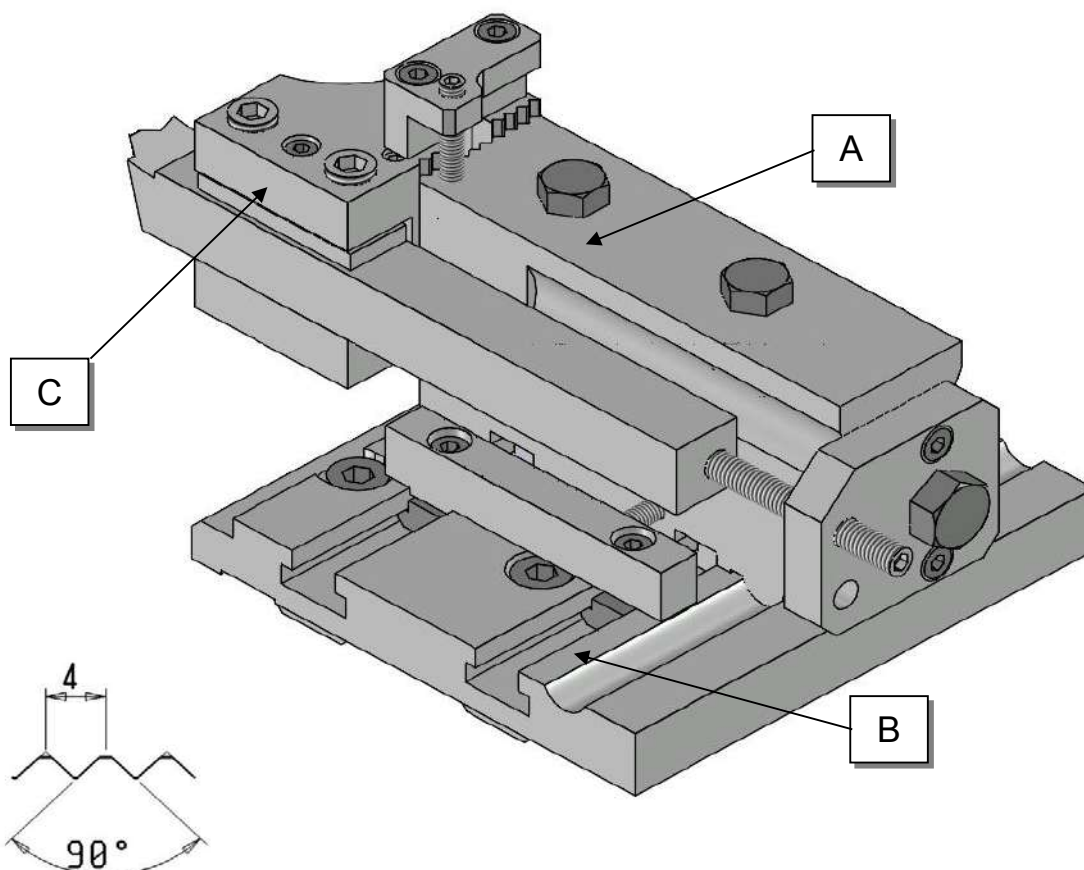
wickman 1" N°849300

# PORTA UTENSILI A BARRETTA LATERALI CON REGOLAZIONE MICROMETRICA ASSIALE SIDE MOUNTED SQUARE BIT TOOLHOLDER WITH MICROMETRE AXIAL ADJUSTMENT



MODELLO	POS.	TORRETTA (A)	BASE (B)	PORTA UTENSILE (C)	bxh	PORTA UTENSILE (D)	bxh
MODEL		TURRET (A)		TOOLHOLDER (C)		TOOLHOLDER (C)	
1"	1-2-3-4-5	874902A	874903A	874901A	16x16	874920	32x16
1"3/4-1"3/8	1-2-3-4-5	878801A	874903A	874901A 878802A	16x16 20x20	874920	32x16
2"5/8-3"1/2	1-2-3-4-5	8716800	8717000	8716900	32X32		

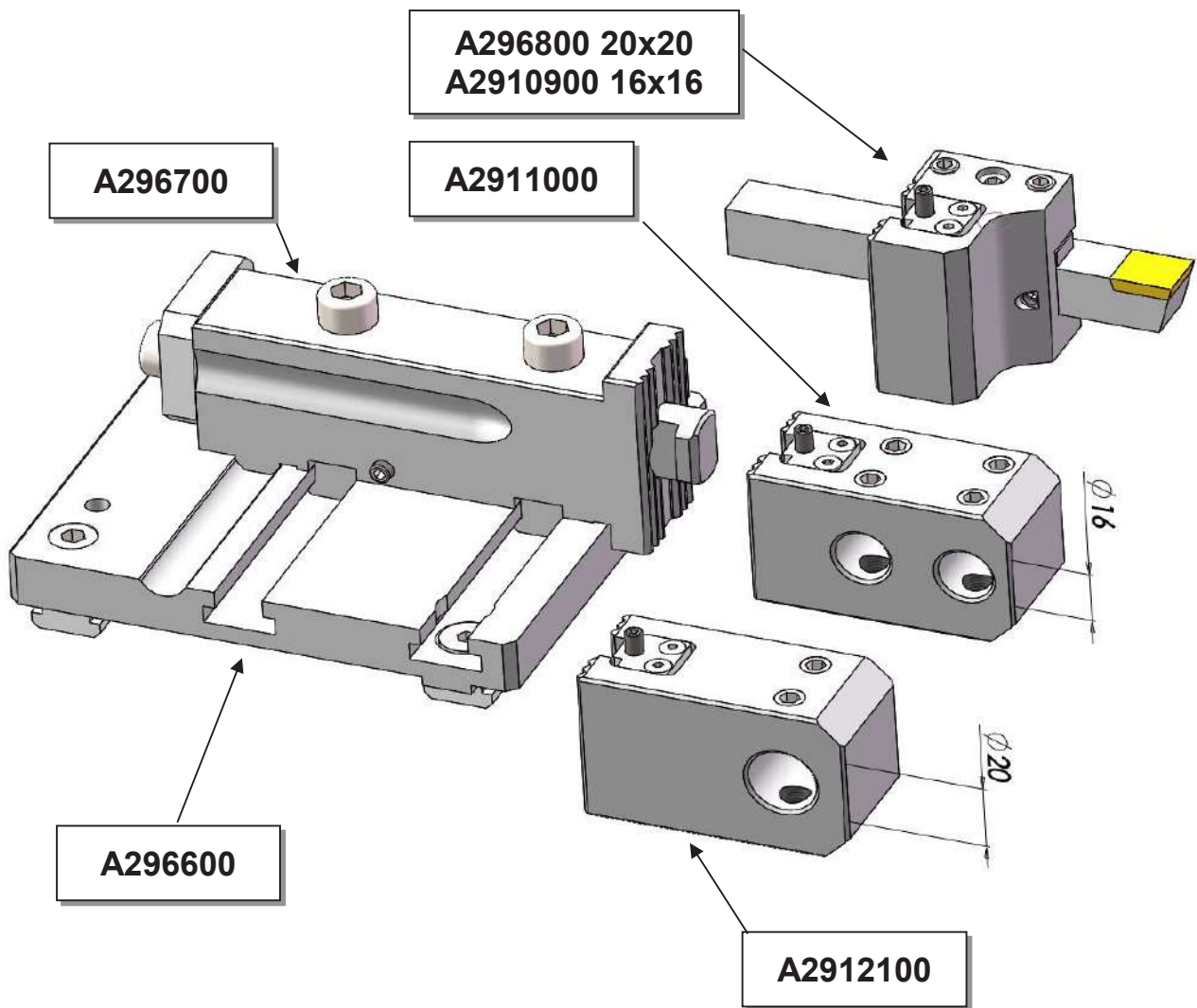
**GRUPPO TORRETTA TIPO TS CON REGOLAZIONE ASSIALE,  
PARTICOLARMENTE ADATTO PER PRESETTING  
TURRET UNIT TS TYPE WITH AXIAL  
ADJUSTMENT SUITABLE FOR PRESETTING**



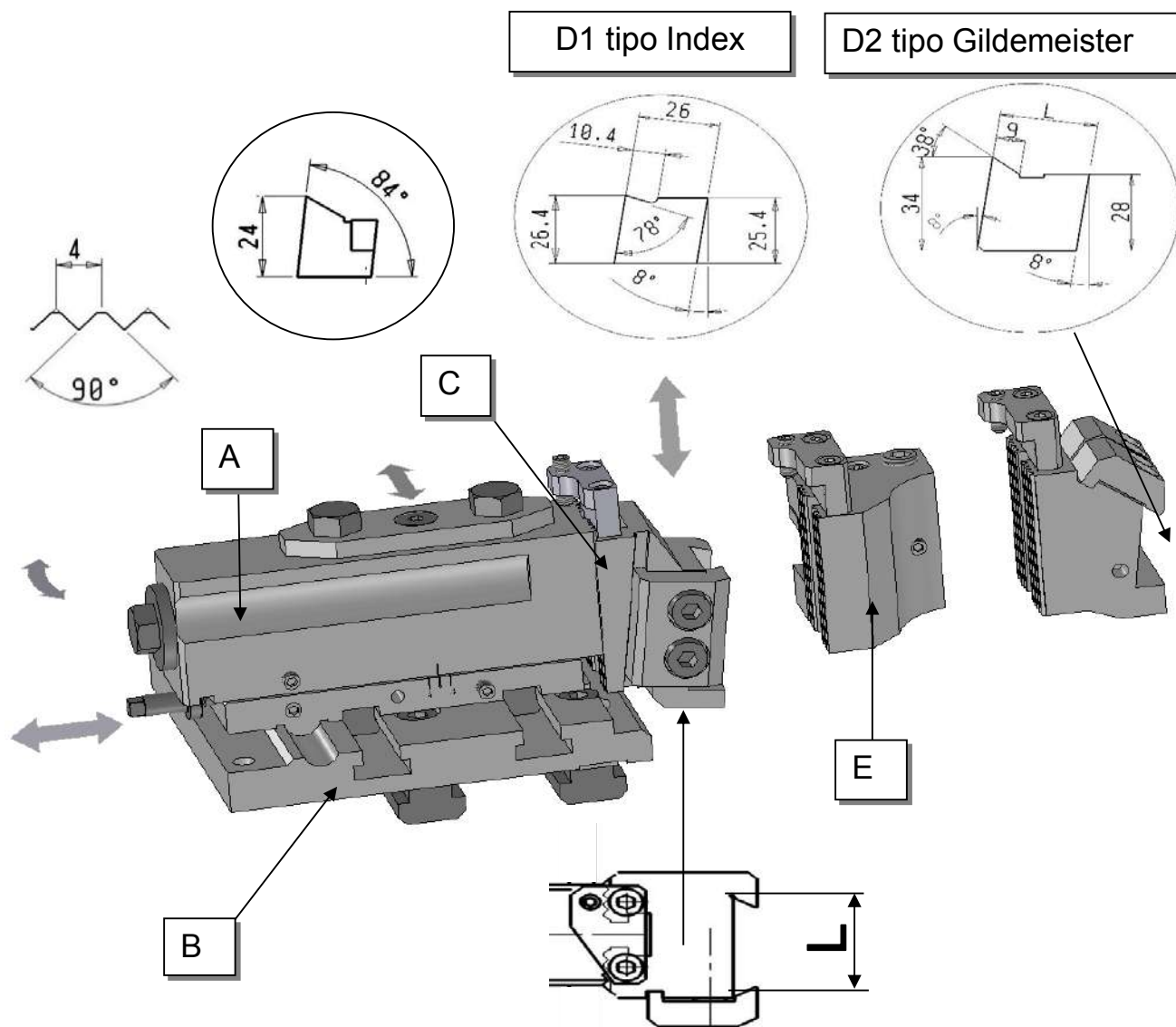
MODELLO MODEL	POS.	TORRETTA (A)+ TURRET (A)+	BASE (B)	PORTA UTENSILE -C- TOOLHOLDER -C-				
				ATTACCO SHANK b x h				
				12x12	16x16	20x20	25x25	35x25
5/8"	1-2-4-5	A290700	A261300	A261500				
5/8"	3	A290700	A261700	A261500				
1"	1...5	A290400	A261200-1		8733500	8719300		
1"8M	1-2-5-6	A290400	A261200-1		8733500	8719300		
1"8M	3-4-7	A294900	A290500		878902A	8740300		
1"3/4-1"3/8	1...5	A290100	A260200-1		8733500	8719300		
2"1/4	1...5	A290100	A263600-1		8733500	8719300		
2"1/4	1...5	A290800	A267900				8733100	
2"5/8-3"1/4	1...5	A290800	A260400				8733100	8740800

**GRUPPO TORRETTA TIPO TS CON REGOLAZIONE ASSIALE,  
PARTICOLARMENTE ADATTO PER PRESETTING  
TURRET UNIT TS TYPE WITH AXIAL  
ADJUSTMENT SUITABLE FOR PRESETTING**

**WICKMAN 1"3/4 CNC POS. 4-5**



# GRUPPO TORRETTA TIPO TS CON REGOLAZIONE ASSIALE, RADIALE, ANGOLARE PARTICOLARMENTE ADATTO PER PRESETTING TURRET UNIT TS TYPE WITH AXIAL ANGULAR AND RADIAL ADJUSTMENT SUITABLE FOR PRESETTING



MODELLO MODEL	POS.	TORRETTA A TURRET A	BASE (B)	C		D1	D2	E			
				L	L			12x12	16x16	20x20	25x25
				28,00	40,00						
1"	1...5	A260900-1	A261200-1	8730000	8737000	A264100	A264800		8733500	8719300	
1"3/4-1"3/8	1...5	A266900	A260200-1	8730000	8737000	A264100	A264800		8733500	8719300	
2"1/4	1...5	A263300-1	A263600-1	8730000	8737000	A264100	A264800		8733500	8719300	
	1...5	A260600-1	A267900	A260700	A260700		A262700				8733100
2"5/8-3"1/2	1...5	A260600-1	A268400		A268700 (A268500 L=50)						A268600

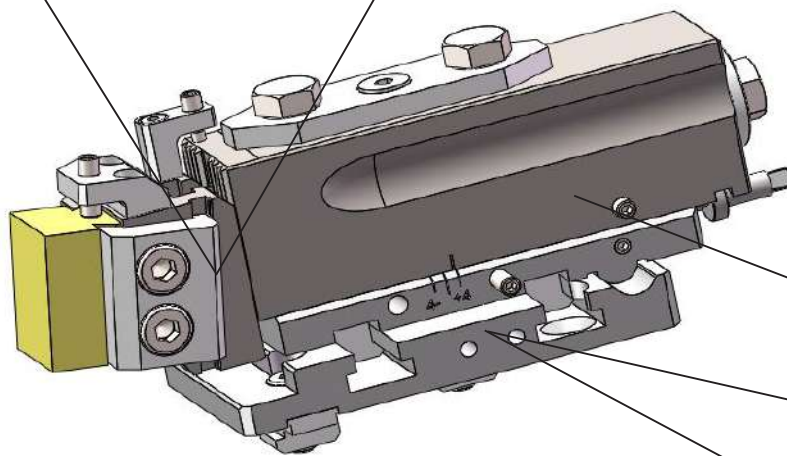
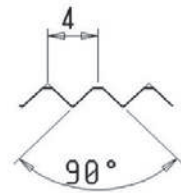


**GRUPPO TORRETTA TIPO TS CON REGOLAZIONE ASSIALE, RADIALE,  
ANGOLARE PARTICOLARMENTE ADATTO PER PRESETTING  
TURRET UNIT TS TYPE WITH AXIAL ANGULAR AND RADIAL  
ADJUSTMENT SUITABLE FOR PRESETTING**

**WICKMAN 1"8**

**8724500 AWN 28**  
POS. 4

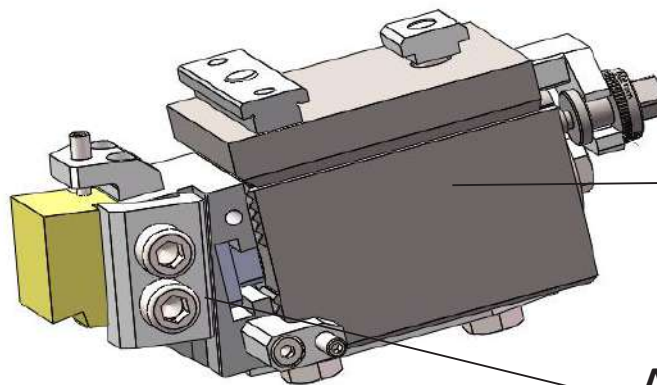
**8730000 AWN28**  
POS. 1-2-5-6



**A260900-1**  
POS. 1-2-4-5-6-7

**A290500**  
POS. 4

**A261200-1**  
POS. 1-2-5-6

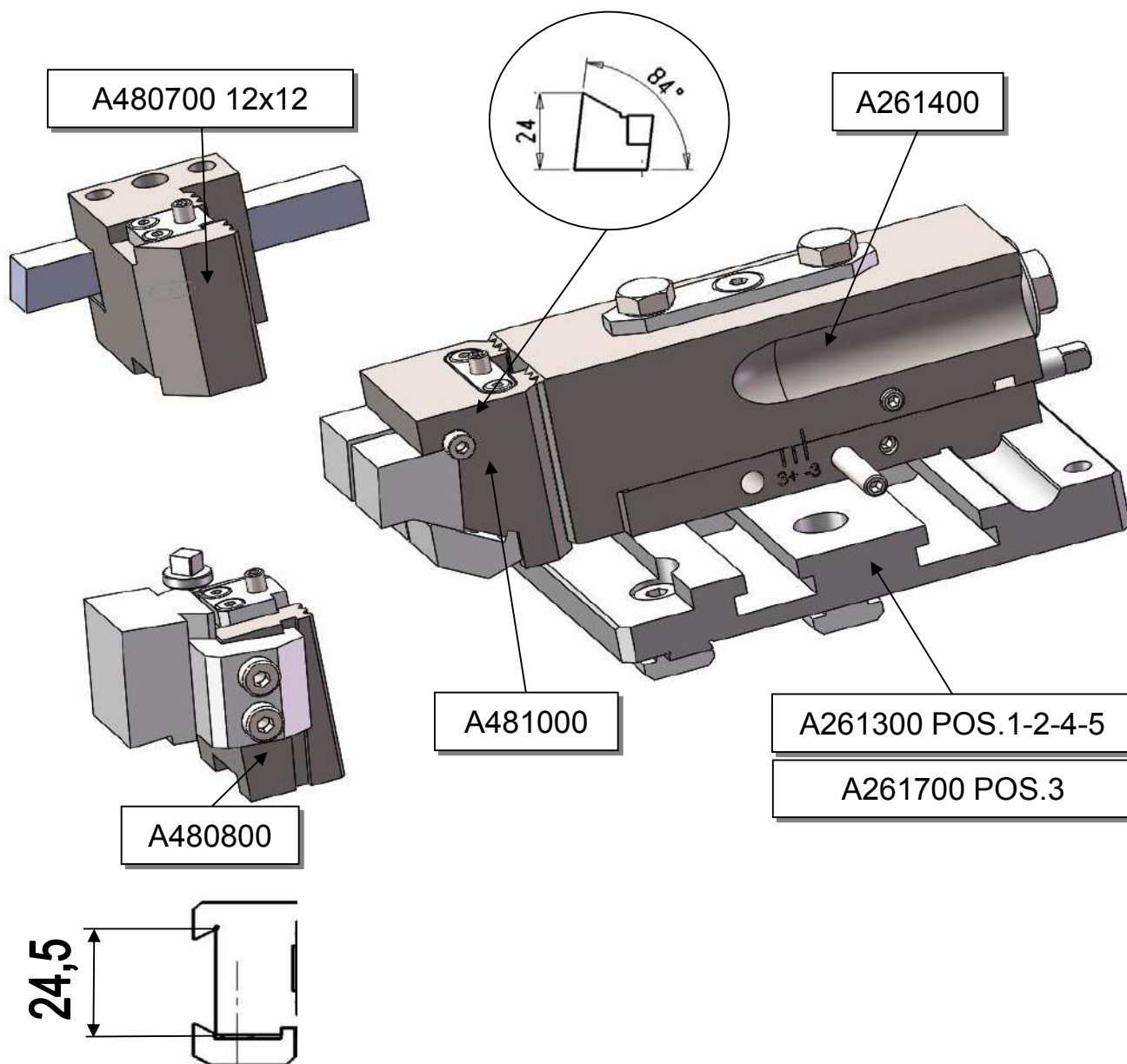


**A326700**  
POS. 3

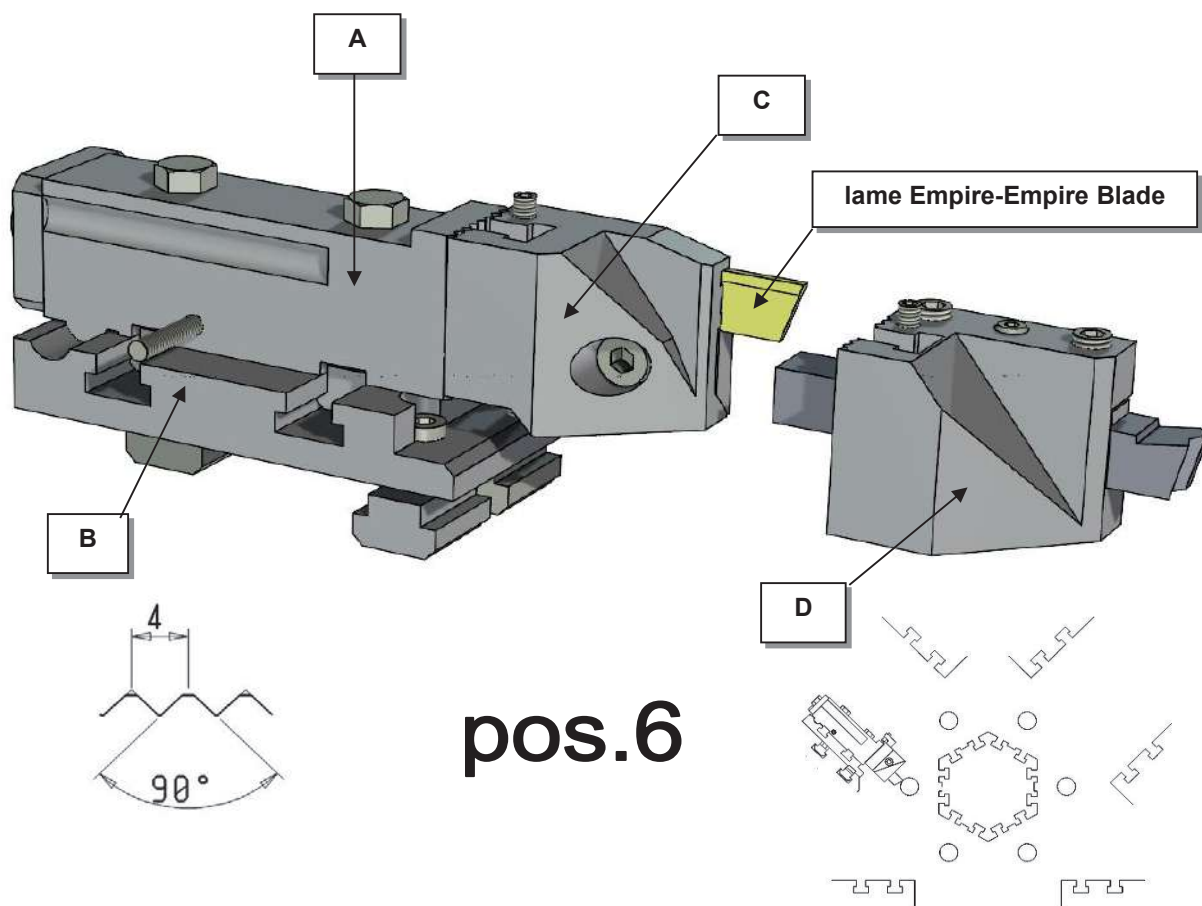
**A326800 AWN28**  
POS. 3

GRUPPO TORRETTA TIPO TS CON REGOLAZIONE ASSIALE, RADIALE,  
ANGOLARE PARTICOLARMENTE ADATTO PER PRESETTING  
TURRET UNIT TS TYPE WITH AXIAL ANGULAR AND RADIAL  
ADJUSTMENT SUITABLE FOR PRESETTING

## WICKMAN 5/8"



# TORRETTE E PORTA UTENSILI DA TAGLIO MODULARI TURRETS AND MODULAR PART-OFF TOOLHOLDERS



pos.6

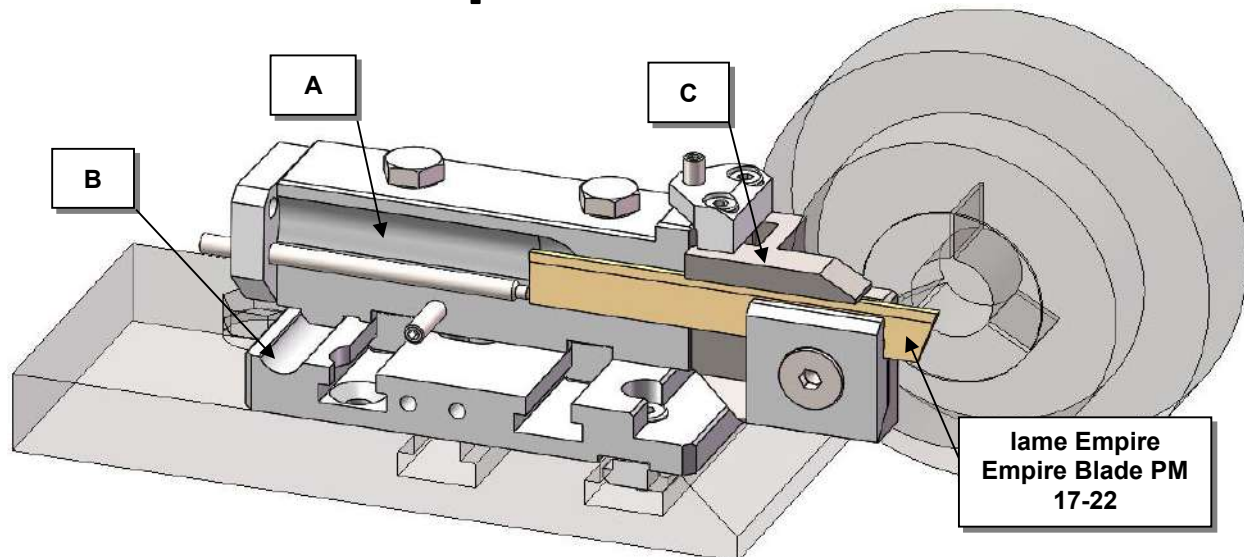
2"5/8-3"1/4	TORRETTA -A-	A295100
	BASE -B-	A296300
PORTA UTENSILE PER LAME EMPIRE -C- TOOLHOLDER FOR EMPIRE BLADE -C		A295200
specificare dimensione-specify dimension 22x2,5;22x3,2;22x4;22x5;22x6		
PORTA UTENSILE A BARRETTA-SQUARE TOOL BIT -D-	<input type="checkbox"/> 25x25	A295400
PORTA UTENSILE A BARRETTA-SQUARE TOOL BIT -D-	<input type="checkbox"/> 20x20	A295300



# TORRETTE E PORTA UTENSILI DA TAGLIO MODULARI

## TURRETS AND MODULAR PART-OFF TOOLHOLDERS

### pos.6

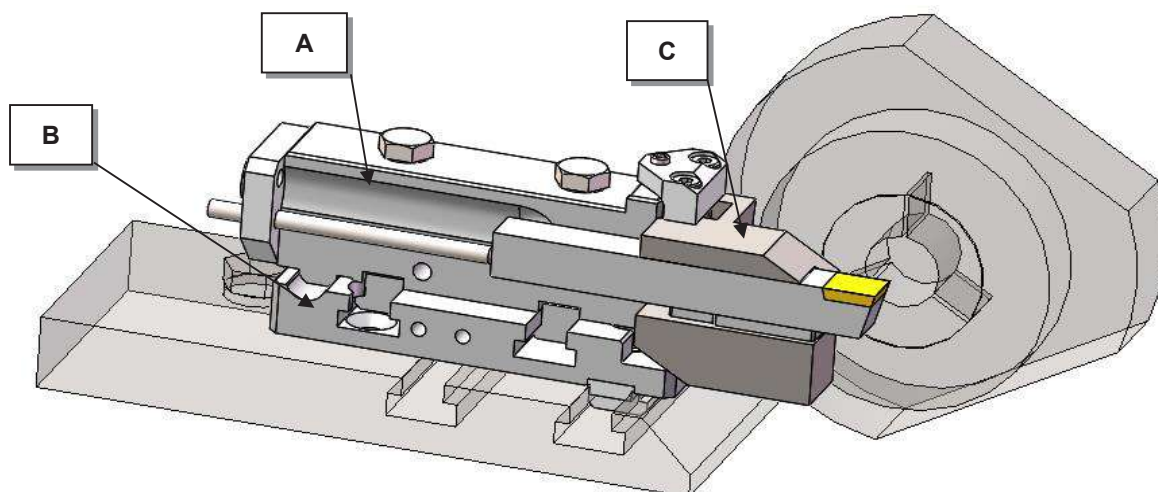


<b>MODELLO</b>		<b>DIS.N° DRWG. N°</b>
<b>1"</b>	<b>TORRETTA -A-</b>	<b>A294900</b>
	<b>BASE -B-</b>	<b>A290500</b>
<b>PORTA UTENSILE PER LAME EMPIRE -C- TOOLHOLDER FOR EMPIRE BLADE -C</b> specificare dimensione-specify dimension 17x1 ; 17x2 ; 17x2,5 ; 17x3 ; 17x4 ;17x5		<b>A299300</b>
<b>MODELLO</b>		<b>DIS.N° DRWG. N°</b>
<b>1"3/4-1"3/8</b>	<b>TORRETTA -A-</b>	<b>A290300</b>
	<b>BASE -B-</b>	<b>A291500</b>
<b>PORTA UTENSILE PER LAME EMPIRE -C- TOOLHOLDER FOR EMPIRE BLADE -C</b> specificare dimensione-specify dimension 17x1 ; 17x2 ; 17x2,5 ; 17x3 ; 17x4 ;17x5		<b>8737500</b>
<b>MODELLO</b>		<b>DIS.N° DRWG. N°</b>
<b>2"1/4</b>	<b>TORRETTA -A-</b>	<b>A2912900</b>
	<b>BASE -B-</b>	<b>A2913000</b>
<b>PORTA UTENSILE PER LAME EMPIRE -C- TOOLHOLDER FOR EMPIRE BLADE -C</b> specificare dimensione-specify dimension 17x1 ; 17x2 ; 17x2,5 ; 17x3 ; 17x4 ;17x5		<b>8737500</b>
<b>PORTA UTENSILE PER LAME EMPIRE -C- TOOLHOLDER FOR EMPIRE BLADE -C</b> specificare dimensione-specify dimension 22x2,5 ; 22x3,2 ; 22x4 ; 22x6		<b>A2913100</b>

# TORRETTE E PORTA UTENSILI DA TAGLIO MODULARI

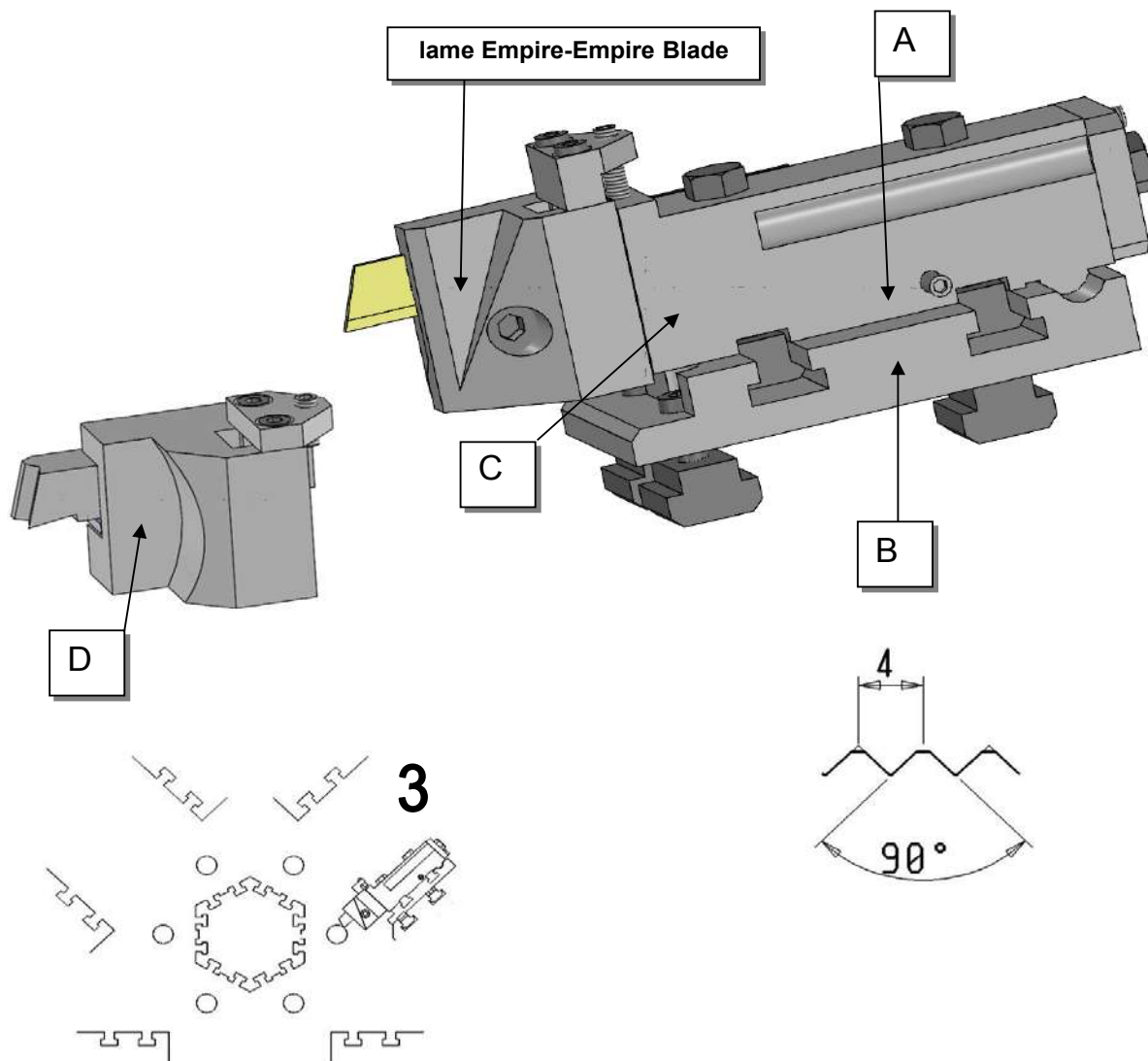
## TURRETS AND MODULAR PART-OFF TOOLHOLDERS

### pos.6



MODELLO		DIS.N° DRWG. N°
1"	TORRETTA -A-	A294900
	BASE -B-	A290500
PORTA UTENSILE 16x16 -C- TOOLHOLDER 16x16		A2910000
PORTA UTENSILE 12x12 -C- TOOLHOLDER 12x12		A2910100
MODELLO		DIS.N° DRWG. N°
1"3/4-1"3/8	TORRETTA -A-	A290300
	BASE -B-	A291500
PORTA UTENSILE 16x16 -C- TOOLHOLDER 16x16		A2912200
2"1/4	TORRETTA -A-	A2912900
	BASE -B-	A2913000
PORTA UTENSILE 16x16 -C- TOOLHOLDER 16x16		A2912200
PORTA UTENSILE 20x20 -C- TOOLHOLDER 20x20		A2913200

# TORRETTE E PORTA UTENSILI DA TAGLIO MODULARI TURRETS AND MODULAR PART-OFF TOOLHOLDERS

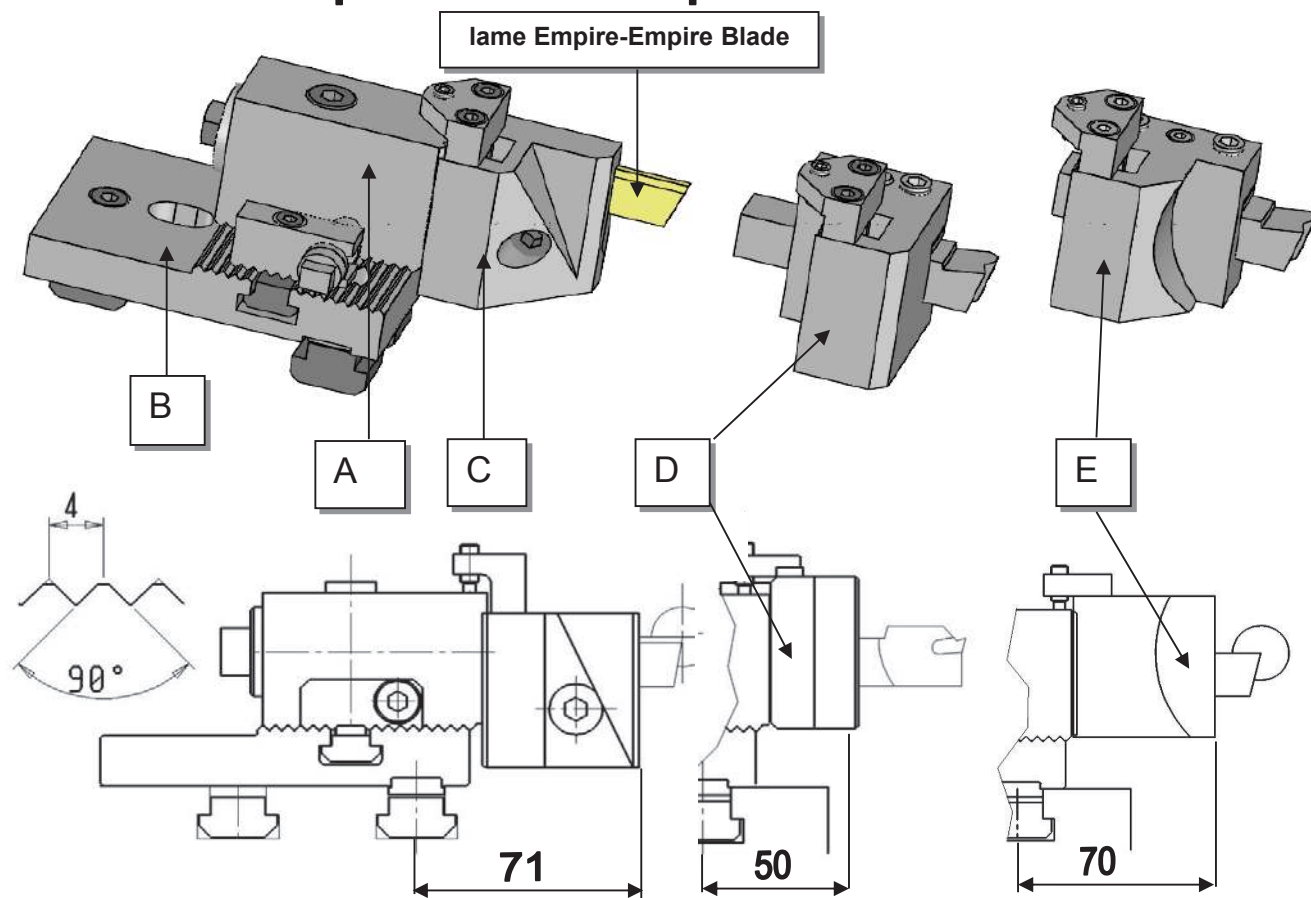


MODELLO		DIS.N° DRWG. N°
1"3/4-1"3/8	TORRETTA -A-	A290300
1"3/4-1"3/8	BASE -B-	A291500
PORTA UTENSILE PER LAME EMPIRE -C- TOOLHOLDER FOR EMPIRE BLADE -C-		8732800
specificare dimensione 17x1 ; 17x2 ; 17x2,5 ; 17x3 ; 17x4 ;17x5 specify dimension 17x1 ; 17x2 ; 17x2,5 ; 17x3 ; 17x4 ;17x5		
PORTA UTENSILE A BARRETTA -D- SQUARE TOOL BIT -D-		8739100
16x16		

1"	TORRETTA -A-	A290300
1"	BASE -B-	A290500
PORTA UTENSILE PER LAME EMPIRE -C- TOOLHOLDER FOR EMPIRE BLADE -C-		8732800
specificare dimensione 17x1 ; 17x2 ; 17x2,5 ; 17x3 ; 17x4 ;17x5 specify dimension 17x1 ; 17x2 ; 17x2,5 ; 17x3 ; 17x4 ;17x5		
PORTA UTENSILE A BARRETTA -D- SQUARE TOOL BIT -D-		8739100
16x16		

# TORRETTE E PORTA UTENSILI DA TAGLIO MODULARI TURRETS AND MODULAR PART-OFF TOOLHOLDERS

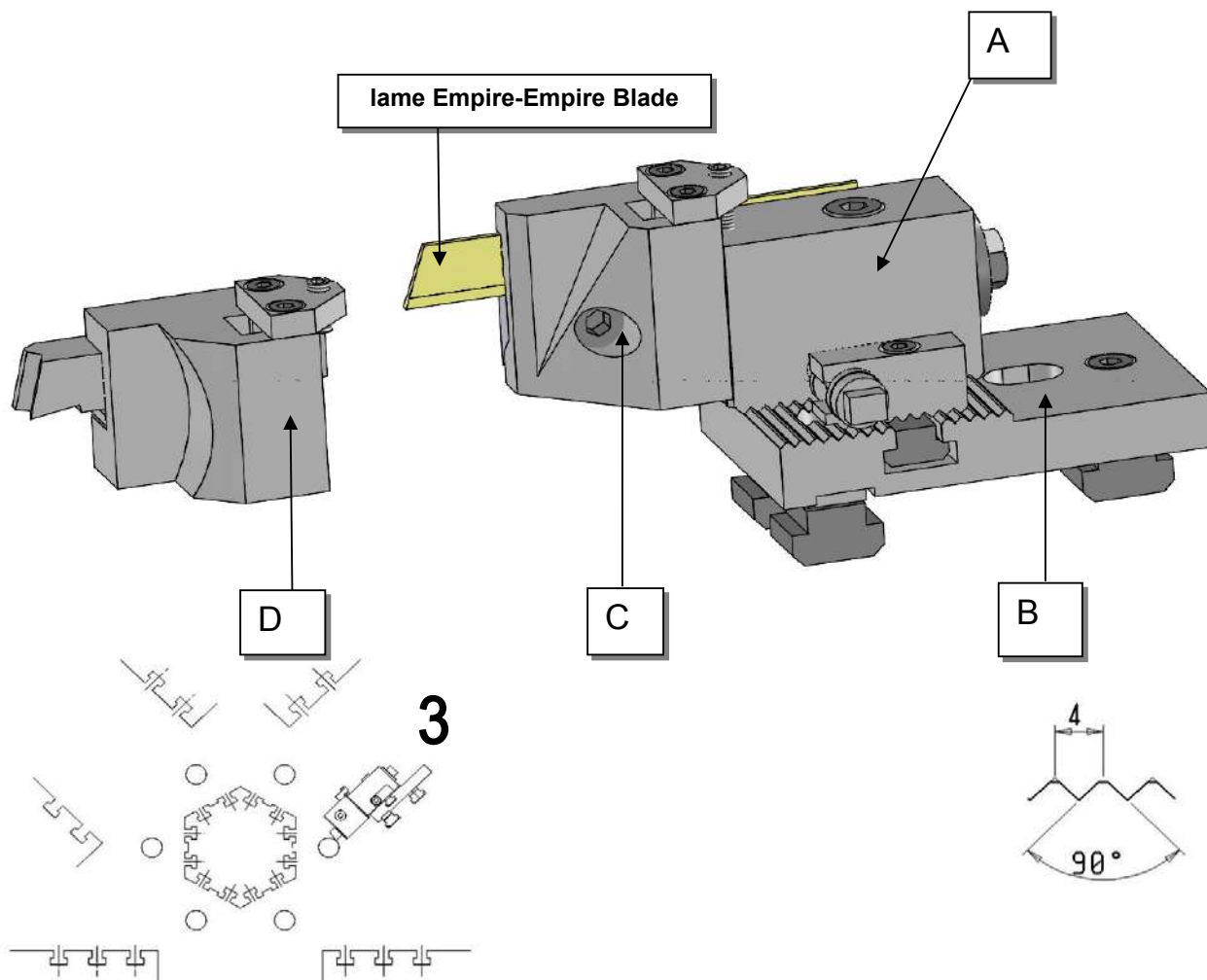
## posizione 6-position 6



modello		DIS.N° DRWG. N°	
5/8"	TORRETTA -A-	8726200	
5/8"	BASE -B-	8726100	
PORTA UTENSILE A BARRETTA -E-	12x12		8711700
SQUARE TOOL BIT -E-	12x12		
PORTA UTENSILE PER LAME EMPIRE -C-			8711800
TOOLHOLDER FOR EMPIRE BLADE -C-			
specificare dimensione 12x1 ; 12x1,6 ; 12x2 ; 12x2,5 ; 12x3			
specify dimension 12x1 ; 12x1,6 ; 12x2 ; 12x2,5 ; 12x3			
1"-1"3/4-1"3/8	TORRETTA -A-	879001A	
1"-1"3/4-1"3/8	BASE -B-	874801A	
PORTA UTENSILE PER LAME EMPIRE -C-			879500
TOOLHOLDER FOR EMPIRE BLADE -C-			
specificare dimensione 12x1 ; 12x1,6 ; 12x2 ; 12x2,5 ; 12x3			
specify dimension 12x1 ; 12x1,6 ; 12x2 ; 12x2,5 ; 12x3			
PORTA UTENSILE PER LAME EMPIRE -C-			878903A
TOOLHOLDER FOR EMPIRE BLADE -C-			
specificare dimensione 17x1 ; 17x2 ; 17x2,5 ; 17x3 ; 17x4 ; 17x5			
specify dimension 17x1 ; 17x2 ; 17x2,5 ; 17x3 ; 17x4 ; 17x5			
PORTA UTENSILE A BARRETTA -E-	20x20		8740300
SQUARE TOOL BIT -E-	20x20		
PORTA UTENSILE A BARRETTA -D-	16x16		8740200
SQUARE TOOL BIT -D-	16x16		
PORTA UTENSILE A BARRETTA -E-	12x12		8740700
SQUARE TOOL BIT -E-	12x12		

# TORRETTE E PORTA UTENSILI DA TAGLIO MODULARI

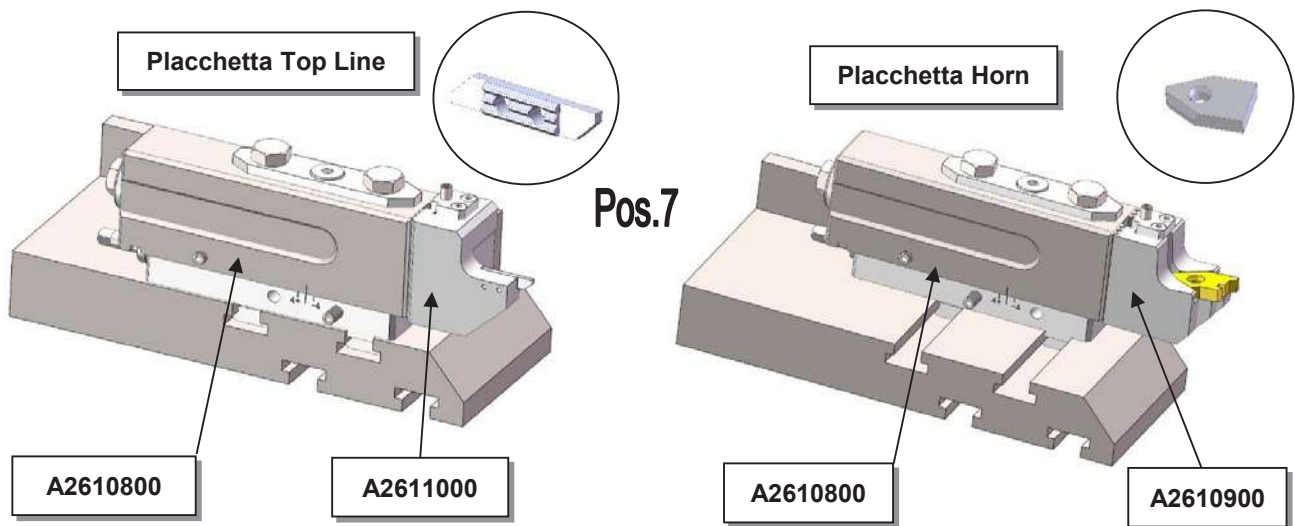
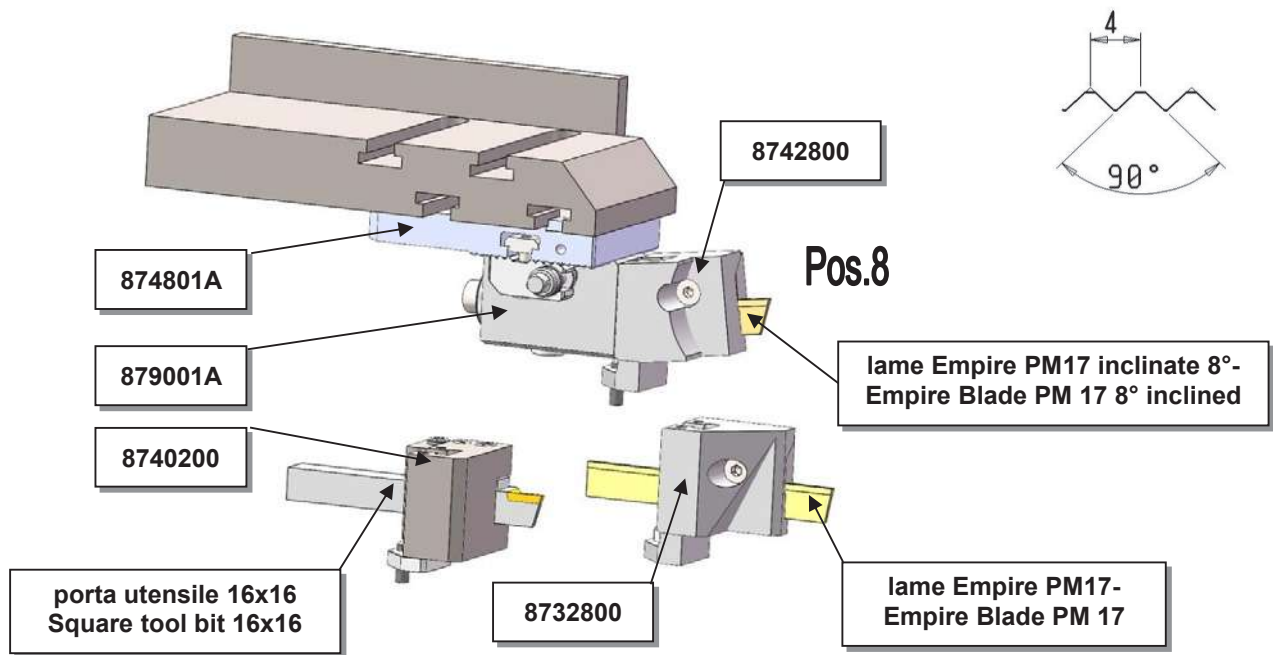
## TURRETS AND MODULAR PART-OFF TOOLHOLDERS



MODELLO		DIS.N° DRWG. N°
5/8"	TORRETTA -A-	8726200
	BASE -B-	874801A
PORTA UTENSILE PER LAME EMPIRE -C- TOOLHOLDER FOR EMPIRE BLADE -C-		8711800
specificare dimensione 12x1 ; 12x1,6 ; 12x2 ; 17x2,5 ; 17x3 specify dimension 12x1 ; 12x1,6 ; 12x2 ; 17x2,5 ; 17x3		
PORTA UTENSILE A BARRETTA -D- 16x16 SQUARE TOOL BIT -D- 16x16		8739100
1"	TORRETTA -A-	879001A
	BASE -B-	874801A
PORTA UTENSILE PER LAME EMPIRE -C- TOOLHOLDER FOR EMPIRE BLADE -C-		8732800
specificare dimensione 17x1 ; 17x2 ; 17x2,5 ; 17x3 ; 17x4 ; 17x5 specify dimension 17x1 ; 17x2 ; 17x2,5 ; 17x3 ; 17x4 ; 17x5		
PORTA UTENSILE A BARRETTA -D- 16x16 SQUARE TOOL BIT -D- 16x16		8739100

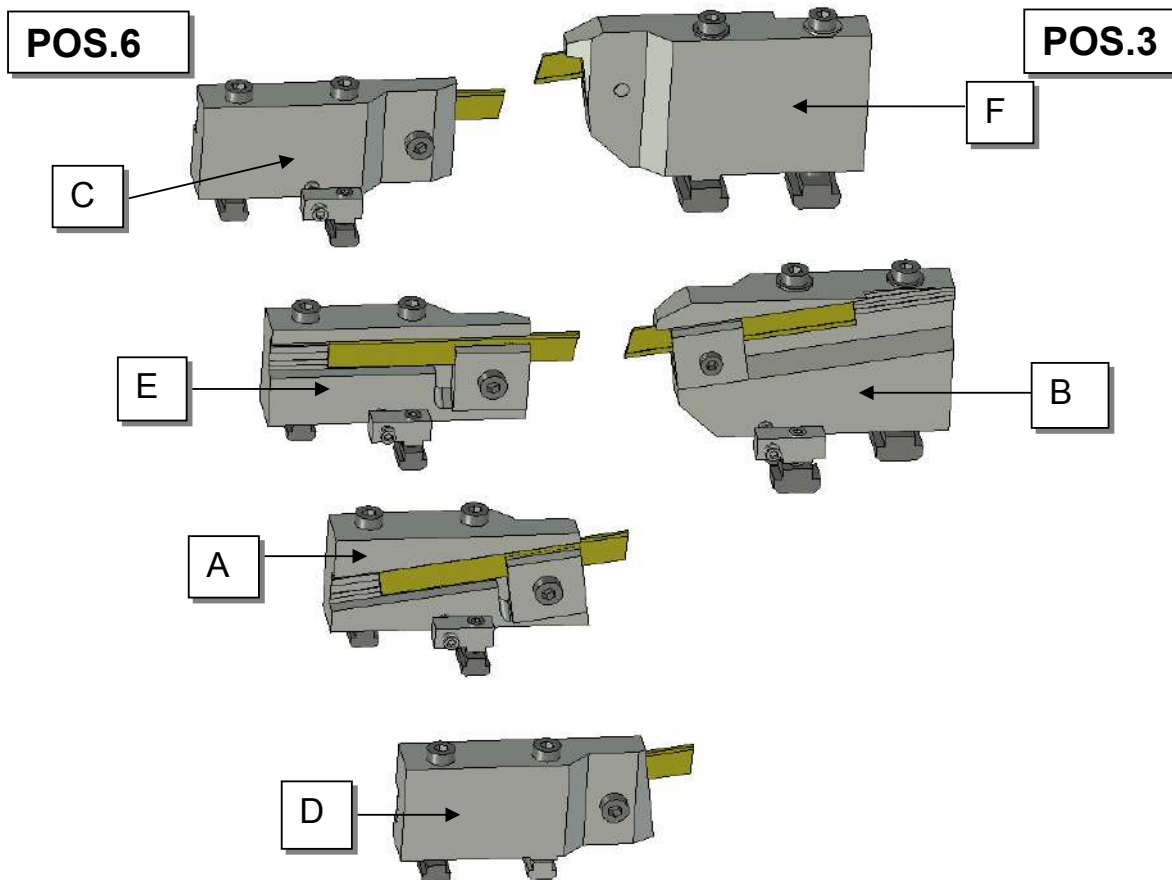
# TORRETTE E PORTA UTENSILI DA TAGLIO MODULARI TURRETS AND MODULAR PART-OFF TOOLHOLDERS

## WICKMAN 1"8





## TORRETTE E PORTA UTENSILI DA TAGLIO FISSI TURRETS AND NOT ADJUSTABLE PART-OFF TOOLHOLDERS

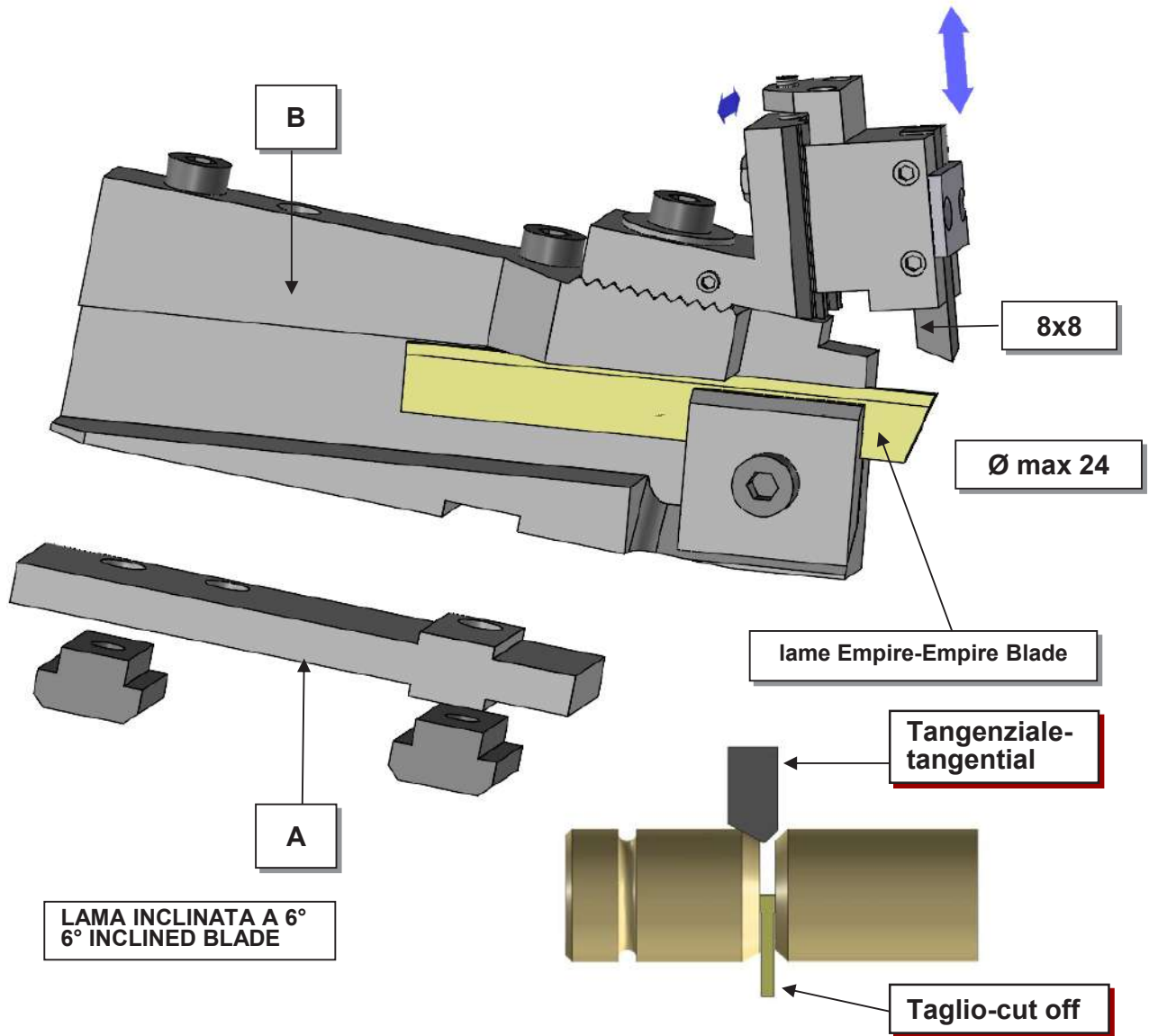


5/8"		
	DIS.N° DRWG. N°	TIPO-TYPE
PORTA UTENSILE PER LAME EMPIRE-TOOLHOLDER FOR EMPIRE BLADE specificare dimensione specify dimension 12x1,6 ; 12x2 ; 12x2,5 ; 12x3	803500	A
1"		
	DIS.N° DRWG. N°	TIPO-TYPE
PORTA UTENSILE PER LAME EMPIRE-TOOLHOLDER FOR EMPIRE BLADE specificare dimensione specify dimension 17x1,6 ; 17x2 ; 17x2,5 ; 17x3 ; 17x4 ; 17x5	806600	A
	805800	B
	808000	C
	8012400	D
	807400	E
1"3/4-1"3/8		
	DIS.N° DRWG. N°	TIPO-TYPE
PORTA UTENSILE PER LAME EMPIRE-TOOLHOLDER FOR EMPIRE BLADE specificare dimensione specify dimension 17x1,6 ; 17x2 ; 17x2,5 ; 17x3 ; 17x4 ; 17x5	801900	A
	802800	B
	807700	D
	809400	D
specificare dimensione specify dimension 22x3,2	8011100	A
2"1/4		
	DIS.N° DRWG. N°	TIPO-TYPE
PORTA UTENSILE PER LAME EMPIRE-TOOLHOLDER FOR EMPIRE BLADE specificare dimensione specify dimension 17x1,6 ; 17x2 ; 17x2,5 ; 17x3 ; 17x4 ; 17x5	808800	D
	809500	D
specificare dimensione specify dimension 22x3,2 ; 22x5		
2"5/8		
	DIS.N° DRWG. N°	TIPO-TYPE
PORTA UTENSILE PER LAME EMPIRE-TOOLHOLDER FOR EMPIRE BLADE specificare dimensione specify dimension 17x1,6 ; 17x2 ; 17x2,5 ; 17x3 ; 17x4 ; 17x5	804600	A
	809000	D
	806700	C
specificare dimensione specify dimension 22x3,2 ; 22x5		

# PORTA LAME CON PORTA UTENSILE TANGENZIALE BLADE HOLDER WITH TANGENTIAL TOOLHOLDER

Gruppo particolarmente adatto per lavorazioni tangenziali come smussi, canaline o sbavature prima del taglio

Blade holder with tangential toolholder for grooving, chamfering, deburring.



www.imgattachments.com

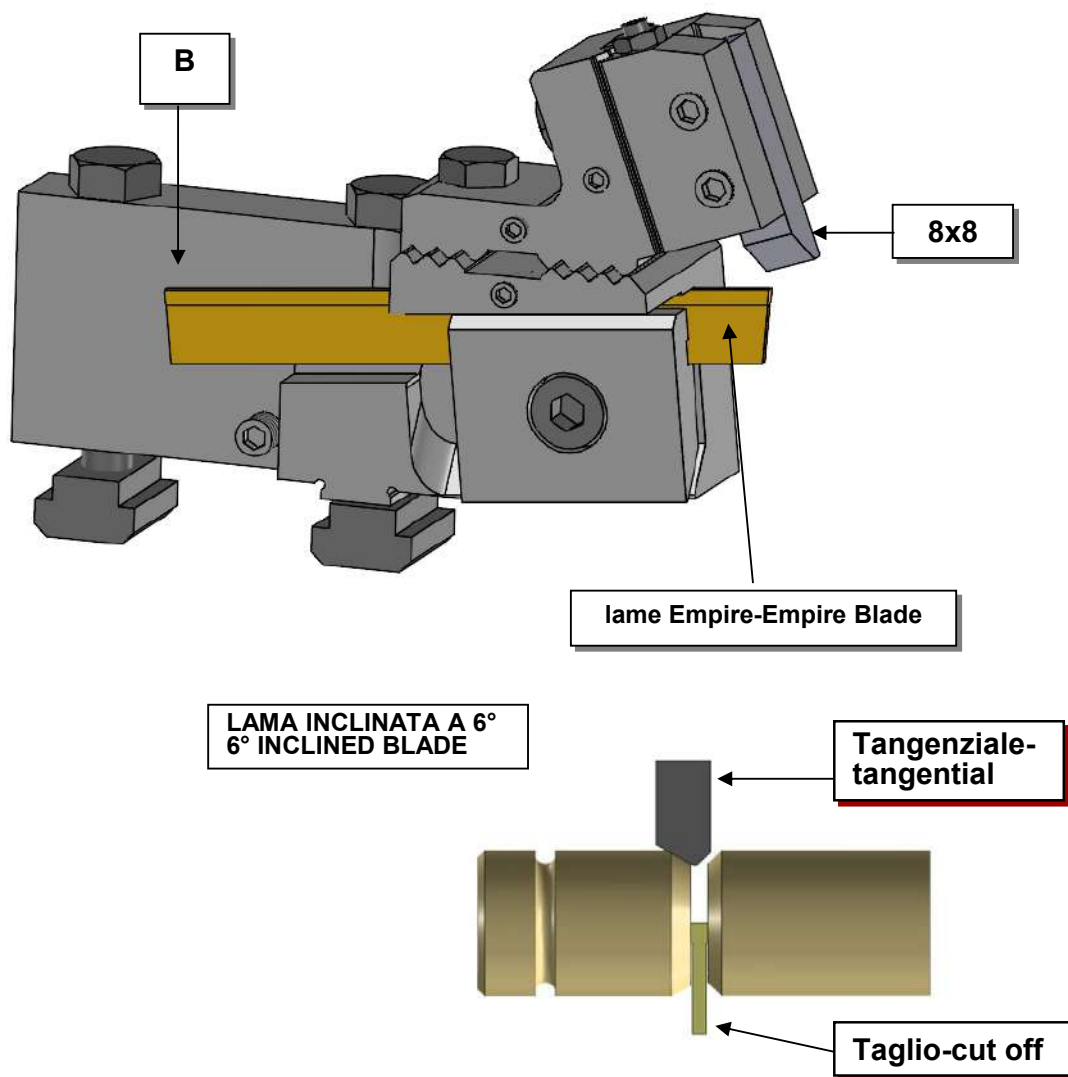
MODELLO		DIS.N° DRWG. N°
1"	PORTA UTENSILE PER LAME EMPIRE -B- TOOLHOLDER FOR EMPIRE BLADE -B- specificare dimensione 17x1 ; 17x2 ; 17x2,5 ; 17x3 ; 17x4 ;17x5 specify dimension 17x1 ; 17x2 ; 17x2,5 ; 17x3 ; 17x4 ;17x5	806300
1"3/4-1"3/8	PORTA UTENSILE PER LAME EMPIRE -B- TOOLHOLDER FOR EMPIRE BLADE -B- specificare dimensione 17x1 ; 17x2 ; 17x2,5 ; 17x3 ; 17x4 ;17x5 specify dimension 17x1 ; 17x2 ; 17x2,5 ; 17x3 ; 17x4 ;17x5	807500
1"3/4-1"3/8	ADATTATORE -A- ADAPTOR -A-	807502



## PORTA LAME CON PORTA UTENSILE TANGENZIALE BLADE HOLDER WITH TANGENTIAL TOOLHOLDER

Gruppo particolarmente adatto per lavorazioni tangenziali come smussi, canaline o sbavature prima del taglio

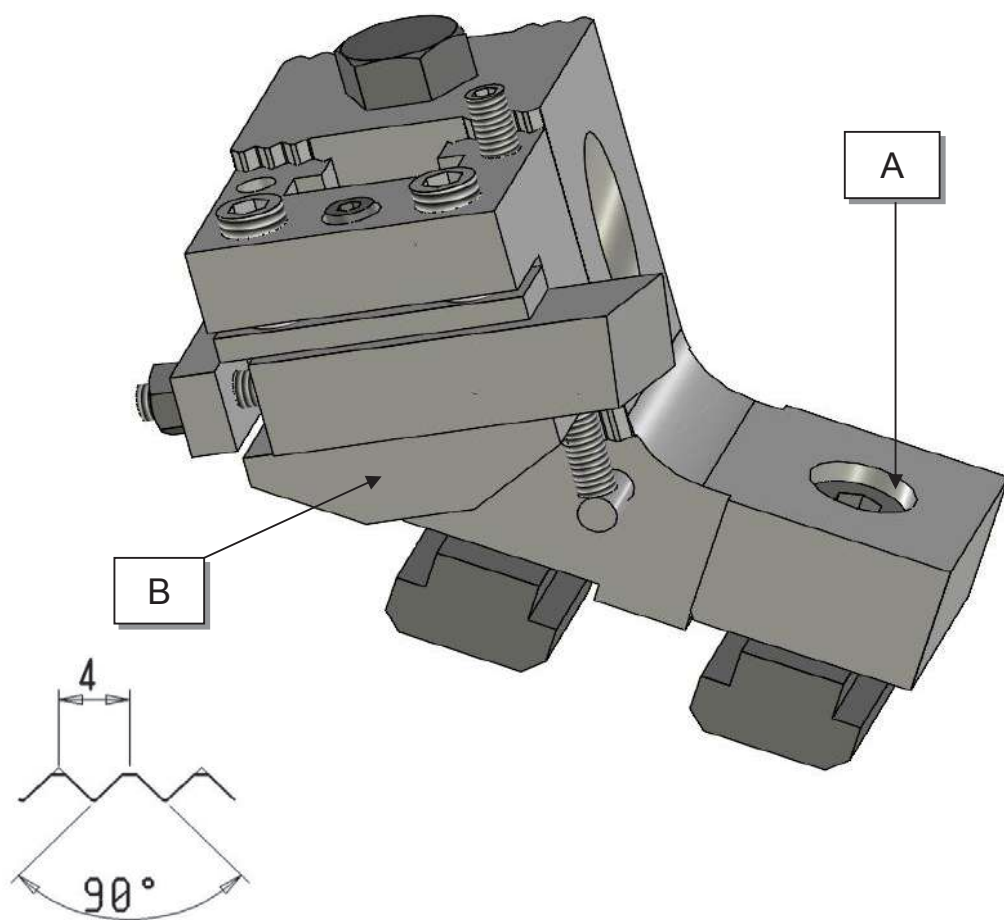
Blade holder with tangential tollholder for grooving, chafering, deburring.



MODELLO		DIS.N° DRWG. N°
5/8"	PORTA UTENSILE PER LAME EMPIRE TOOLHOLDER FOR EMPIRE BLADE specificare dimensione 12x1 ; 12x2 ; 12x2,5 ; 12x3 specify dimension 12x1 ; 12x2 ; 12x2,5 ; 12x3	8011300

# PORTA UTENSILI MODULARI A BARRETTA PER SUPPORTO CENTRALE MODULAR KNEE TOOLHOLDER FOR CENTRAL BLOCK

Particolarmente usato per torniture longitudinali e smussi  
Suitable for longitudinal turning, chamfering and facing

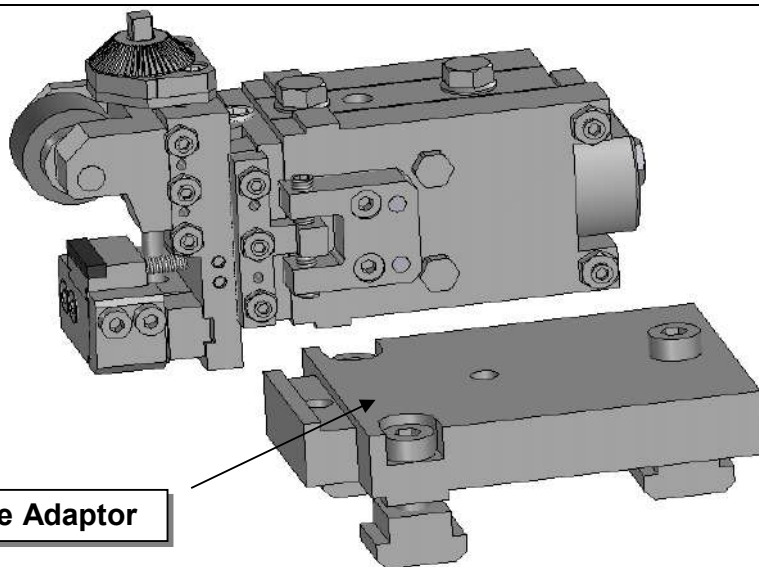


MODELLO MODEL	POS.	TORRETTA -A-	PORTA UTENSILE -B- TOOLHOLDER -B- ATTACCO SHANK b x h			
		TURRET (A)	10x10	12x12	16x16	20x20
5/8	1-2-3-4-5-6	9532000	953300			
1"	1-2-3-4-5-6	952101A		952102A		
1"8M	1-2-3-4-5-6	954401A		952102A		
1"3/4-1"3/8	1-2-3-4-5-6	952001A			952002A	950202A
2"1/4	1-2-3-4-5-6	952301A			952002A	950202A
2"5/8;3"1/4	1-2-3-4-5-6	955901A			952002A	950202A

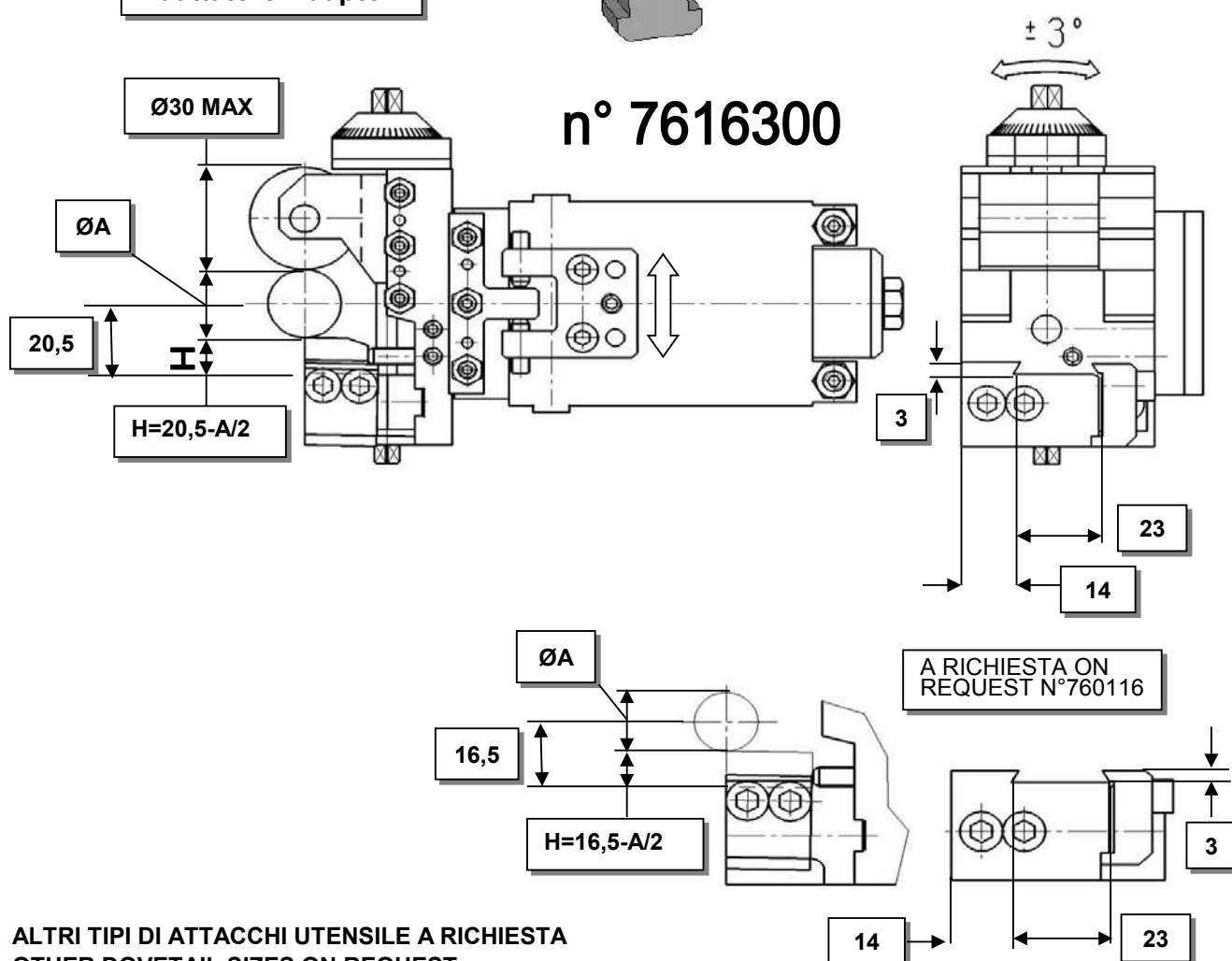
# CALBRATORI-SHAVING TOOLHOLDERS (SIZING)

CALBRATORE N°7616300 PER ØA MAX 22mm

SHAVING TOOLHOLDER N°7616300 FOR ØA MAX Ø22mm



Adattatore Adaptor



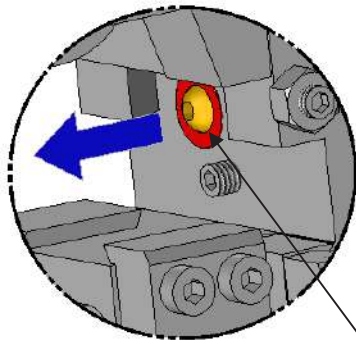
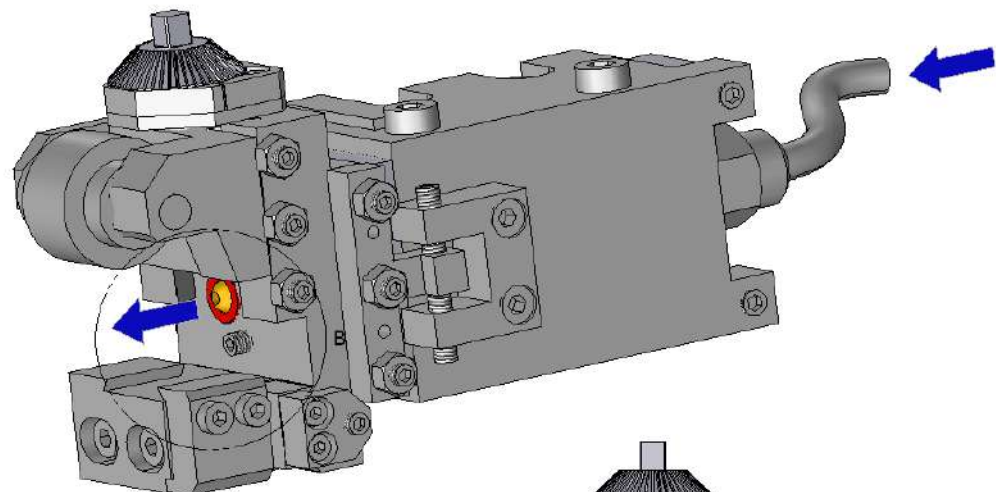
ALTRI TIPI DI ATTACCHI UTENSILE A RICHIESTA  
OTHER DOVETAIL SIZES ON REQUEST

MODELLO	ADATTATORE	POS.
5/8"	762900	4-5
		2 con limitazioni-with limitations
1"	761200-1	4-5
		2 con limitazioni-with limitations
1"3/4-1"3/8	760500	2-3-4-5

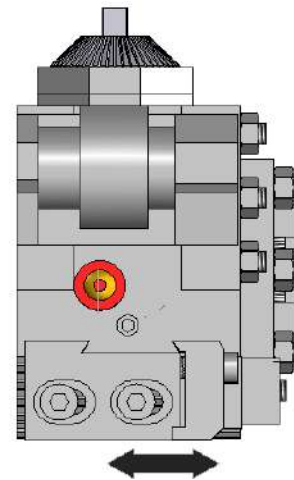
# CALBRATORI-SHAVING TOOLHOLDERS (SIZING)

CALBRATORE CON PORTA UTENSILE REGOLABILE E REFRIGERAZIONE DIRETTA SULL'UTENSILE PER ØA MAX 22mm

SHAVING ATTACHMENT WITH ADJUSTABLE TOOLHOLDER AND DIRECT COOLING ON THE TOOL FOR ØA MAX 22mm



n° 7614200



Ugello orientabile per refrigerante  
Coolant revolving nozzle

Caratteristiche dimensionali vedi pagina 17.0  
Dimensions see pag. 17.0

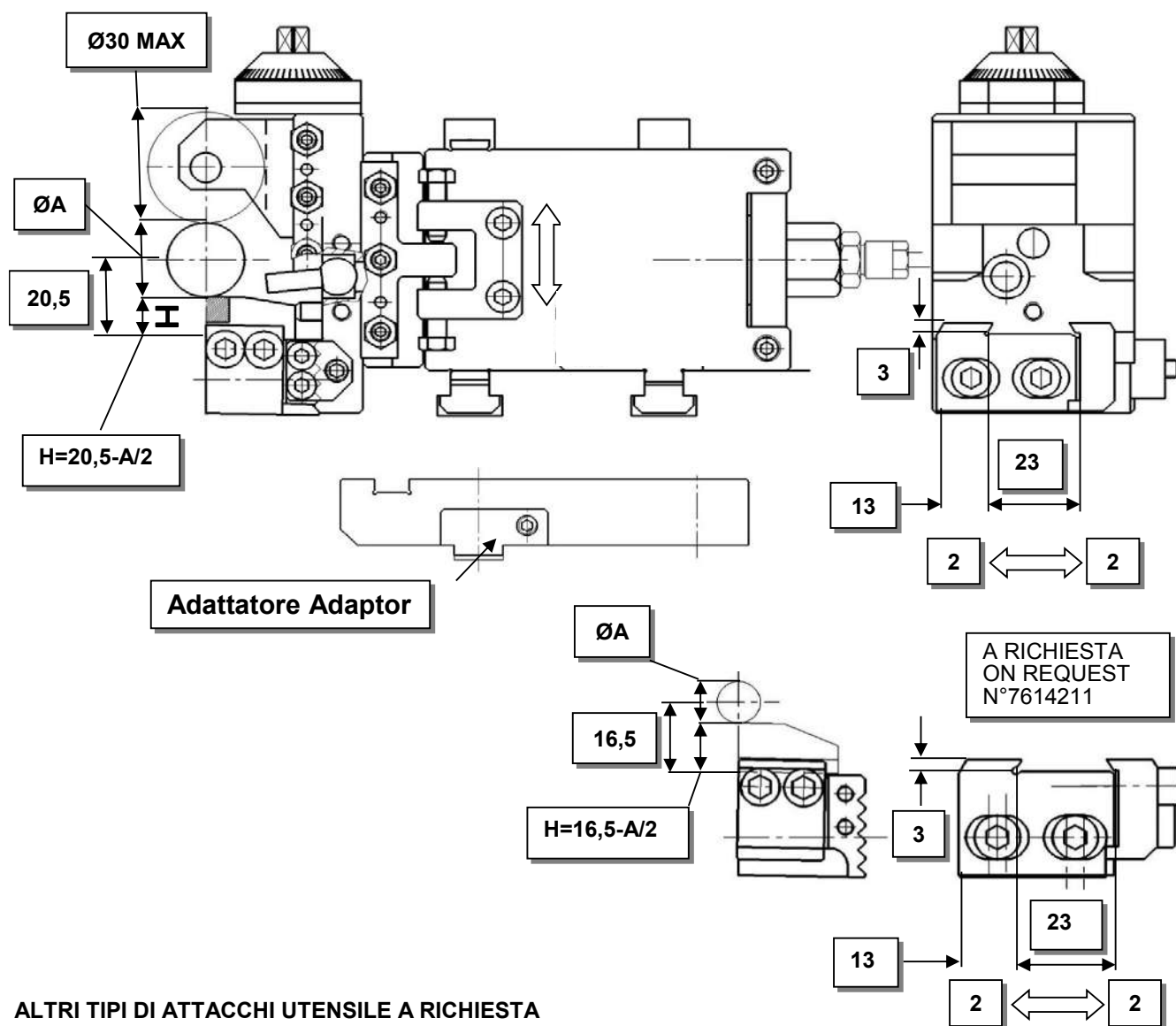
MODELLO	ADATTATORE	POS.
5/8"	762900	4-5
		2 con limitazioni-with limitations
1"	761200-1	4-5
		2 con limitazioni-with limitations
1"3/4-1"3/8	760500	2-3-4-5

# CALBRATORI-SHAVING TOOLHOLDERS (SIZING)

CALBRATORE CON PORTA UTENSILE REGOLABILE E REFRIGERAZIONE DIRETTA SULL'UTENSILE PER  $\varnothing A$  MAX 22mm

SHAVING ATTACHMENT WITH ADJUSTABLE TOOLHOLDER AND DIRECT COOLING ON THE TOOL FOR  $\varnothing A$  MAX  $\varnothing 22$ mm

n° 7614200

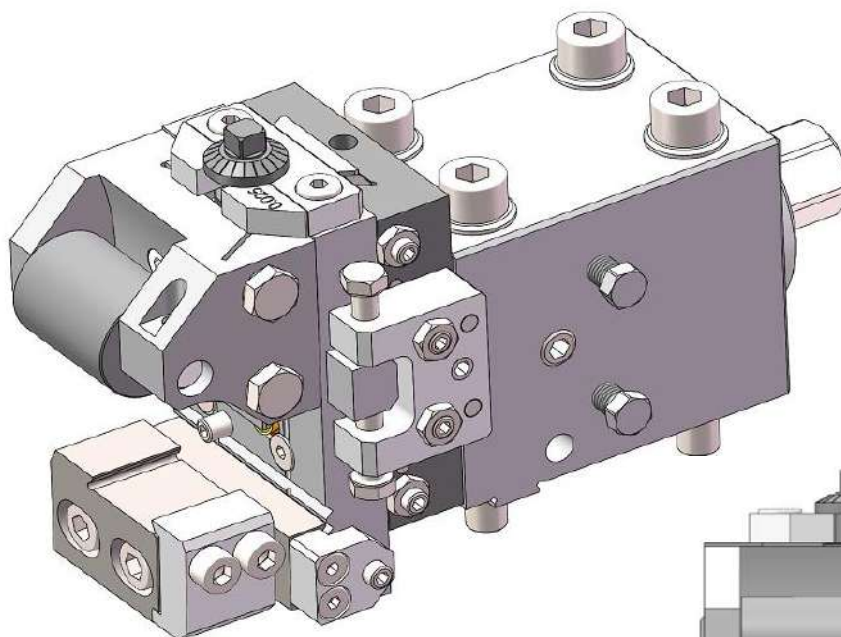


ALTRI TIPI DI ATTACCHI UTENSILE A RICHIESTA  
OTHER DOVETAIL SIZES ON REQUEST

# CALIBRATORI-SHAVING TOOLHOLDERS (SIZING)

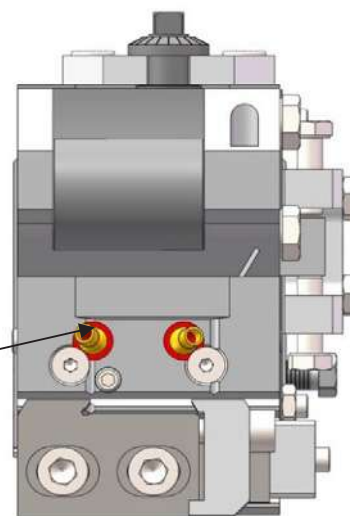
CALIBRATORE CON PORTA UTENSILE REGOLABILE, REFRIGERAZIONE DIRETTA SULL'UTENSILE E SLITTA MAGGIORATA PER AUMENTARE STABILITA' E PRECISIONE PER ØA MAX 22mm

SHAVING ATTACHMENT WITH ADJUSTABLE TOOLHOLDER, DIRECT COOLING ON THE TOOL AND OVERSIZE SLIDE TO INCREASE STABILITY FOR ØA MAX Ø22mm



n° 7621100-1

Ugello orientabile per refrigerante  
Coolant revolving nozzle



Caratteristiche dimensionali vedi pagina 19.0  
Dimensions see pag. 19.0

MODELLO	ADATTATORE	POS.
5/8"	7624500	5
1"	7624600	5
1"3/4-1"3/8	7624700	2-3-5

2 con limitazioni-with limitations

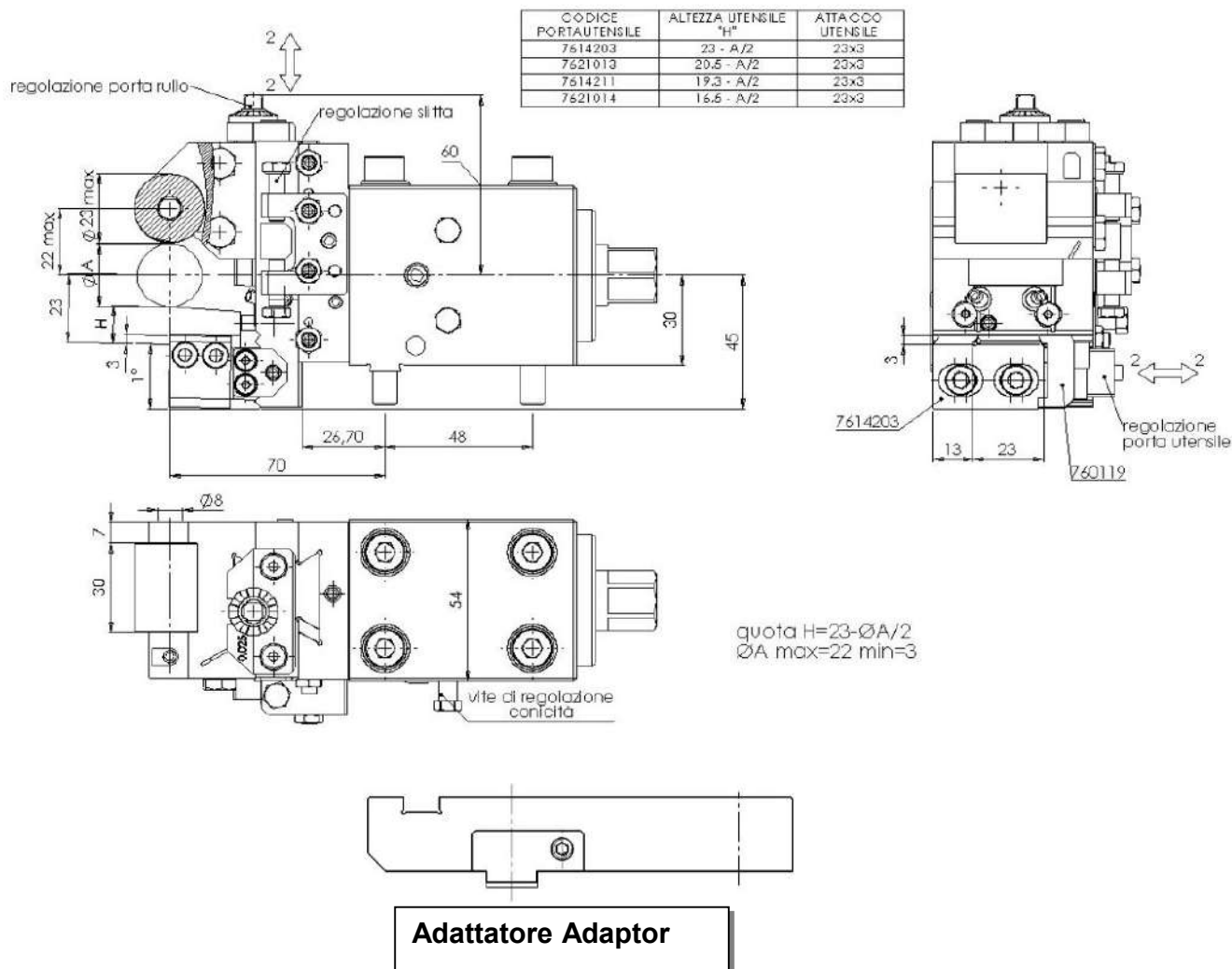


# CALBRATORI-SHAVING TOOLHOLDERS (SIZING)

CALBRATORE CON PORTA UTENSILE REGOLABILE, REFRIGERAZIONE DIRETTA SULL'UTENSILE E SLITTA MAGGIORATA PER AUMENTARE STABILITA' E PRECISIONE PER ØA MAX 22mm

SHAVING ATTACHMENT WITH ADJUSTABLE TOOLHOLDER, DIRECT COOLING ON THE TOOL AND OVERSIZE SLIDE TO INCREASE STABILITY FOR ØA MAX 22mm

## n° 7621100-1

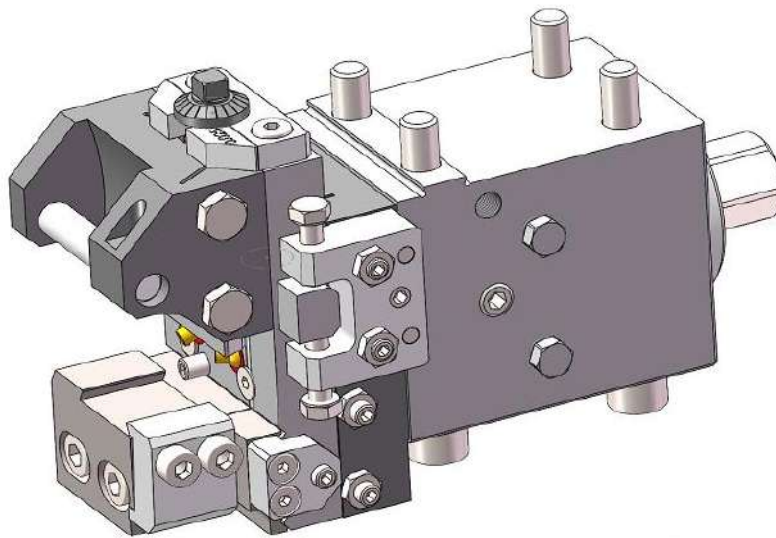


ALTRI TIPI DI ATTACCHI UTENSILE A RICHIESTA  
 OTHER DOVETAIL SIZES ON REQUEST

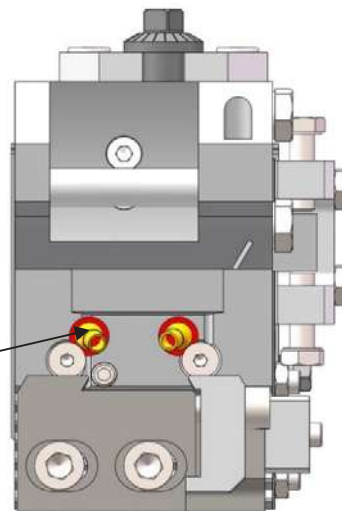
# CALBRATORI-SHAVING TOOLHOLDERS (SIZING)

CALBRATORE CON PORTA UTENSILE REGOLABILE, REFRIGERAZIONE DIRETTA SULL'UTENSILE E SLITTA MAGGIORATA PER AUMENTARE STABILITA' E PRECISIONE PER ØA MAX 22mm

SHAVING ATTACHMENT WITH ADJUSTABLE TOOLHOLDER, DIRECT COOLING ON THE TOOL AND OVERSIZE SLIDE TO INCREASE STABILITY FOR ØA MAX 22mm



n° 7621000-1



Ugello orientabile per refrigerante  
Coolant revolving nozzle

Caratteristiche dimensionali vedi pagina 21.0  
Dimensions see pag. 21.0

MODELLO	ADATTATORE	POS.
5/8"	7624500	4
1"	7624600	4
1"3/4-1"3/8	7624700	4

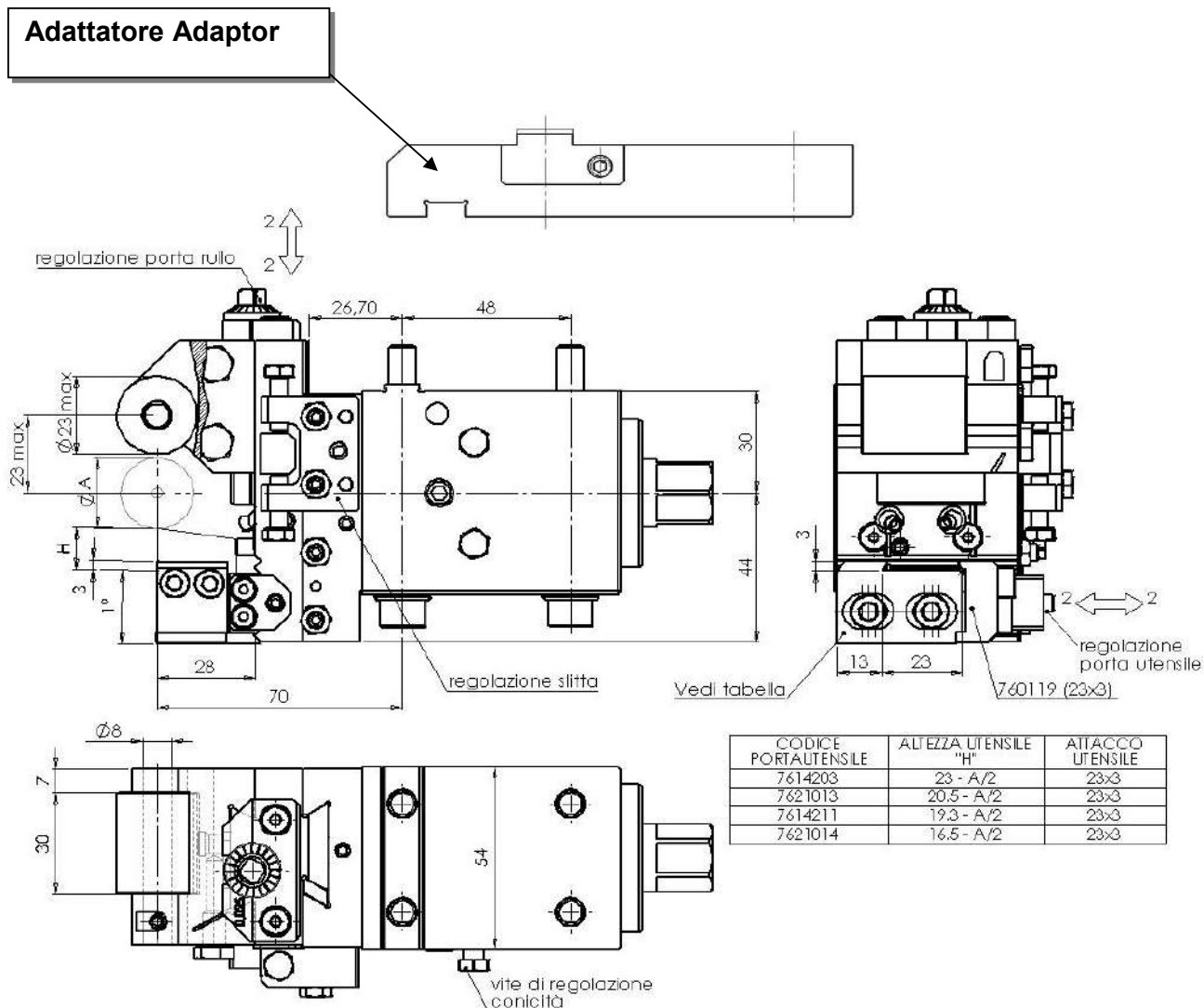


# CALIBRATORI-SHAVING TOOLHOLDERS (SIZING)

CALIBRATORE CON PORTA UTENSILE REGOLABILE, REFRIGERAZIONE DIRETTA SULL'UTENSILE E SLITTA MAGGIORATA PER AUMENTARE STABILITA' E PRECISIONE PER ØA MAX 22mm

SHAVING ATTACHMENT WITH ADJUSTABLE TOOLHOLDER, DIRECT COOLING ON THE TOOL AND OVERSIZE SLIDE TO INCREASE STABILITY FOR ØA MAX 22mm

## n° 7621000-1

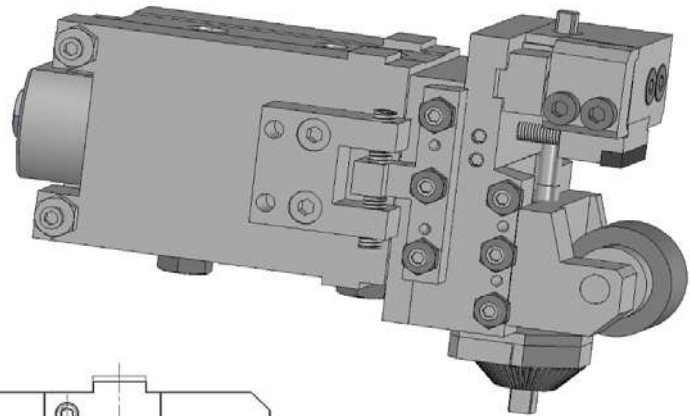


ALTRI TIPI DI ATTACCHI UTENSILE A RICHIESTA  
OTHER DOVETAIL SIZES ON REQUEST

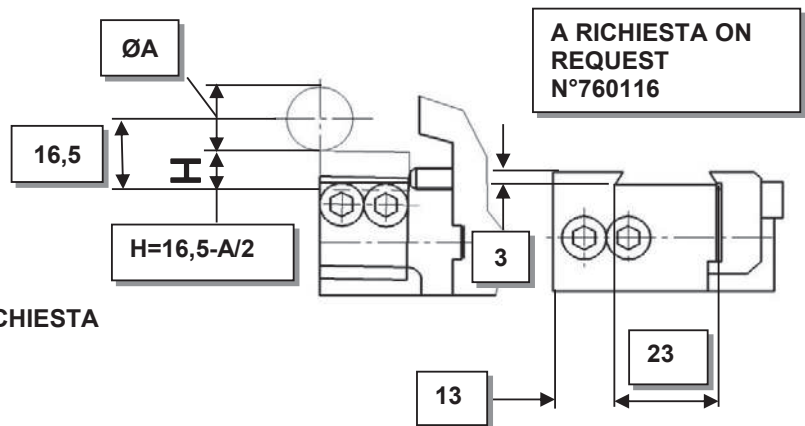
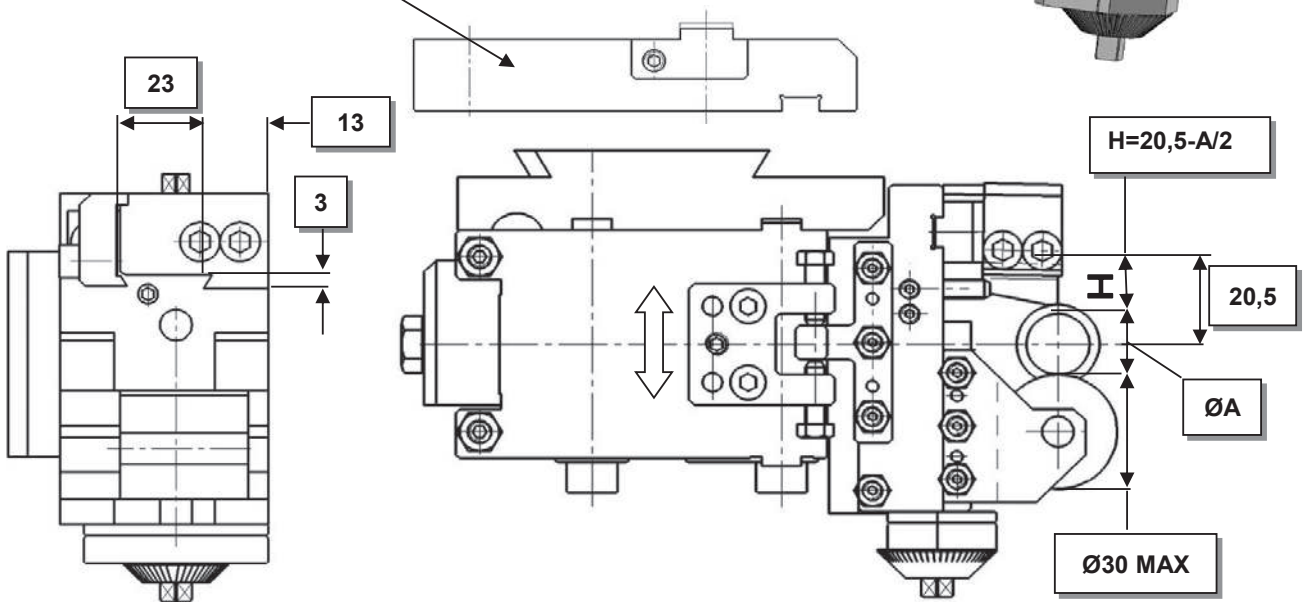
# CALBRATORI-SHAVING TOOLHOLDERS (SIZING)

**CALBRATORE CON SLITTA MAGGIORATA PER AUMENTARE STABILITA' E PRECISIONE PER ØA MAX 22mm**  
**SHAVING ATTACHMENT WITH OVERSIZE SLIDE TO INCREASE STABILITY AND PRECISION FOR ØA MAX 22mm**

n° 7616400



Adattatore Adaptor



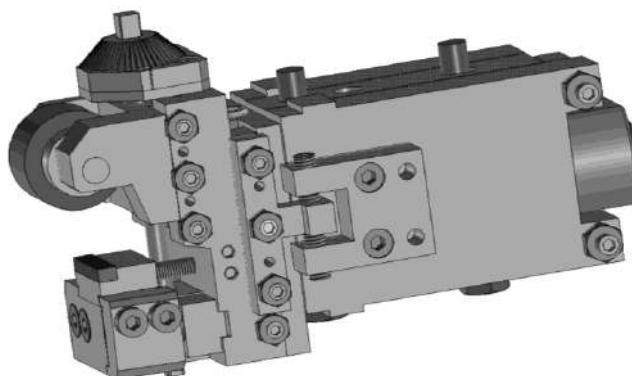
ALTRI TIPI DI ATTACCHI UTENSILE A RICHIESTA  
 OTHER DOVETAIL SIZES ON REQUEST

MODELLO	ADATTATORE	POS.
5/8"	762900	5
1"	761200	4-5
1"3/4-1"3/8	760500	2 con limitazioni-with limitations

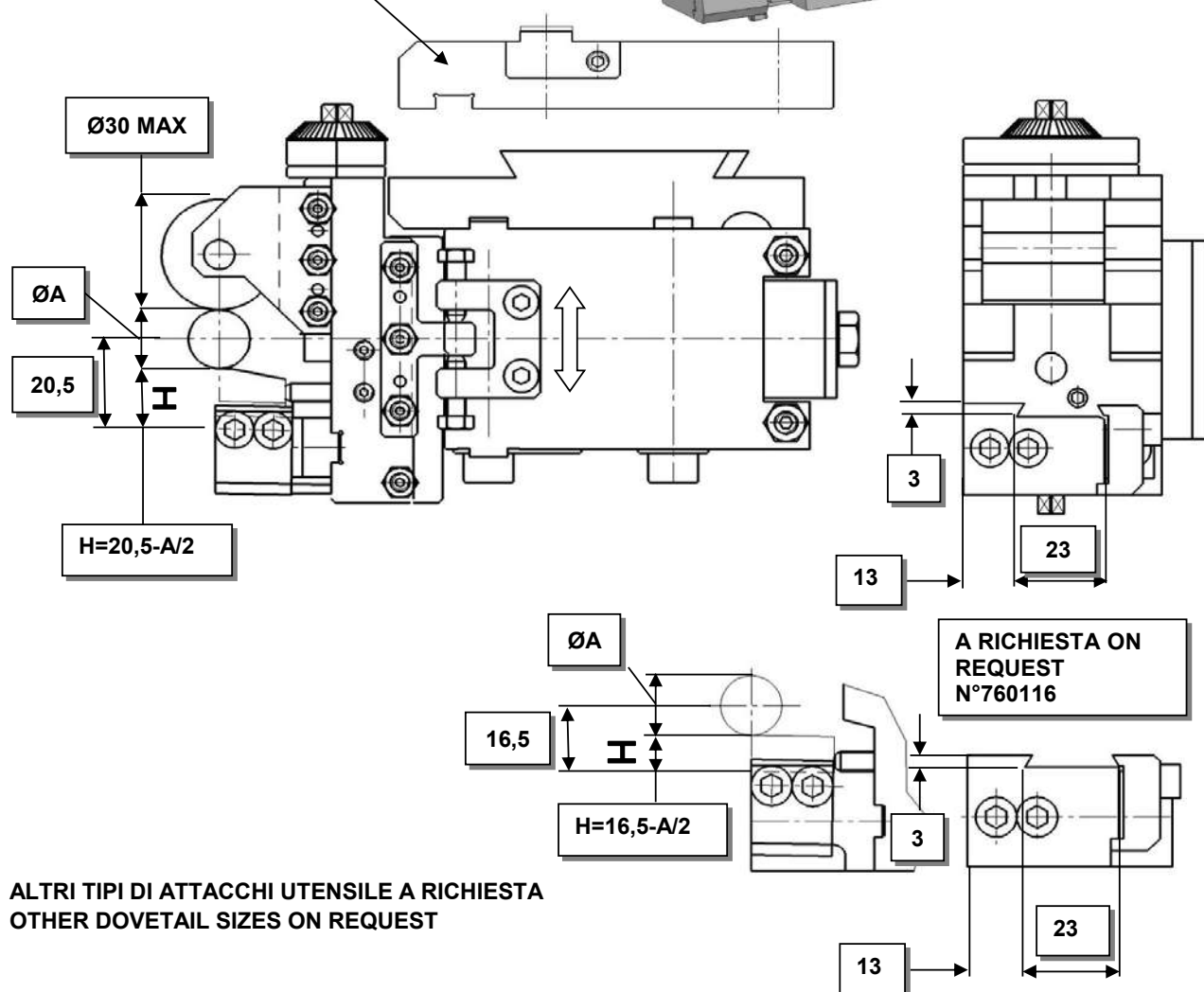
# CALBRATORI-SHAVING TOOLHOLDERS (SIZING)

**CALBRATORE CON SLITTA MAGGIORATA PER AUMENTARE STABILITA' E PRECISIONE PER ØA MAX 22mm**  
**SHAVING ATTACHMENT WITH OVERSIZE SLIDE TO INCREASE STABILITY AND PRECISION FOR ØA MAX 22mm**

n° 7616500



Adattatore Adaptor



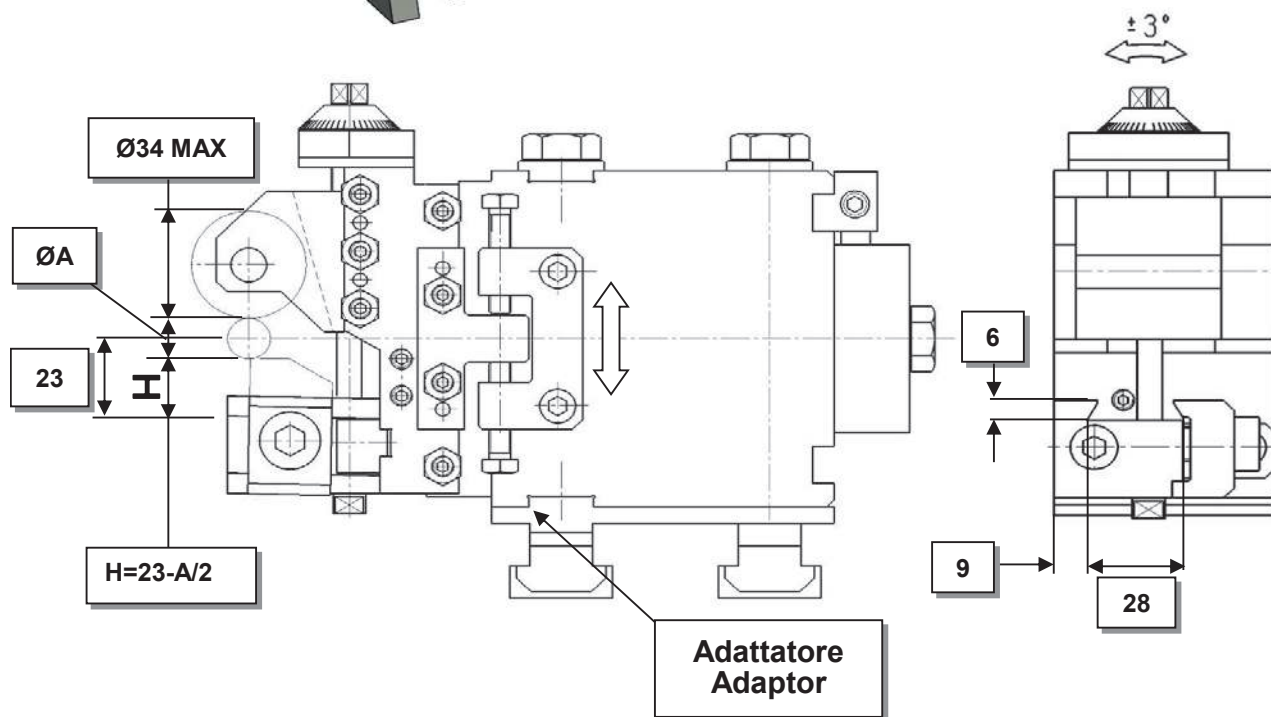
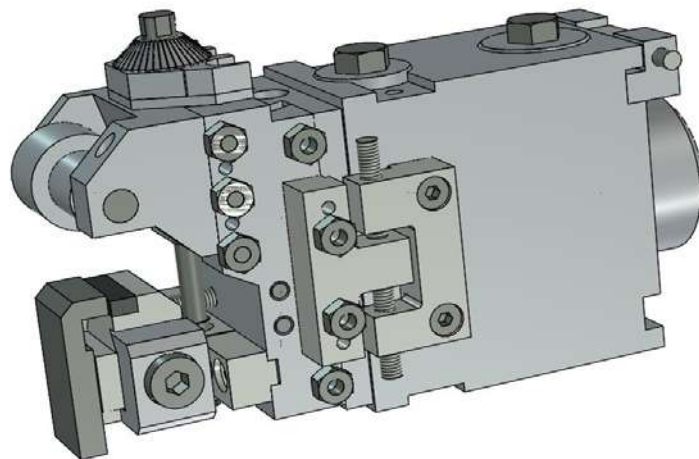
ALTRI TIPI DI ATTACCHI UTENSILE A RICHIESTA  
 OTHER DOVETAIL SIZES ON REQUEST

MODELLO	ADATTATORE	POS.
5/8"	762900	4
1"	761200	4-5
1"3/4-1"3/8	760500	2-3-4-5

2 con limitazioni-with limitations

# CALBRATORI-SHAVING TOOLHOLDERS (SIZING)

CALBRATORE N°761600-1 PER ØA MAX 26mm  
 SHAVING TOOLHOLDER N°761600-1 FOR ØA MAX 26mm



ALTRI TIPI DI ATTACCHI UTENSILE A RICHIESTA  
 OTHER DOVETAIL SIZES ON REQUEST

MODELLO	ADATTATORE	POS.
1"	761700	4-5
1"3/4-1"3/8	762400	4-5
2-3 con limitazioni with limitations		

# CALBRATORI-SHAVING TOOLHOLDERS (SIZING)

CALBRATORE CON REFRIGERAZIONE DIRETTA SULL'UTENSILE

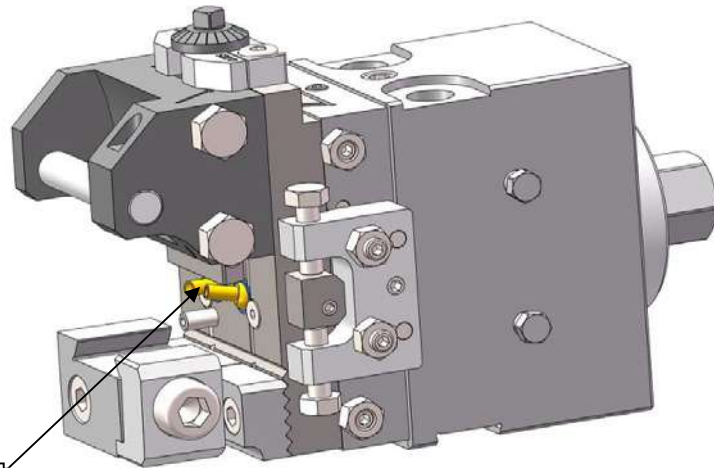
BLOCCAGGIO DEL GAMBOPER REGOLARE ASSIALMENTE SENZA PERDERE

LA CONICITA' E VICEVERSA Ø26 MAX

SHAVING ATTACHMENT WITH DIRECT COOLING ON THE TOOL FOR ØA MAX 26mm

SMOOTHER SLIDING. INDEPENDENT SHAVE FIXING FOR AN EASIER AXIAL

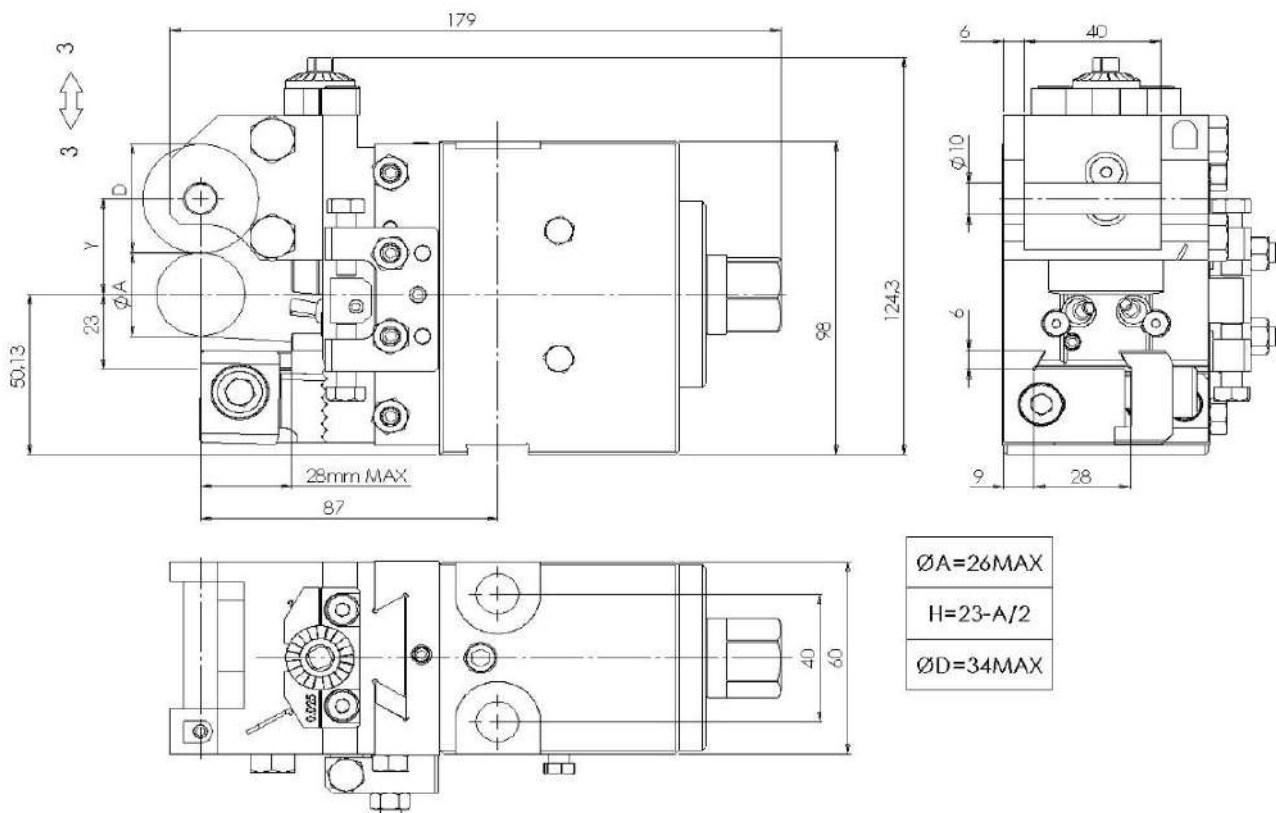
AND TAPER ADJUSTMENT Ø26 MAX



n° 7621700

Ugello orientabile per refrigerante  
Coolant revolving nozzle

Altri tipi di attacchi utensile a richiesta  
Other dovetail sizes on request

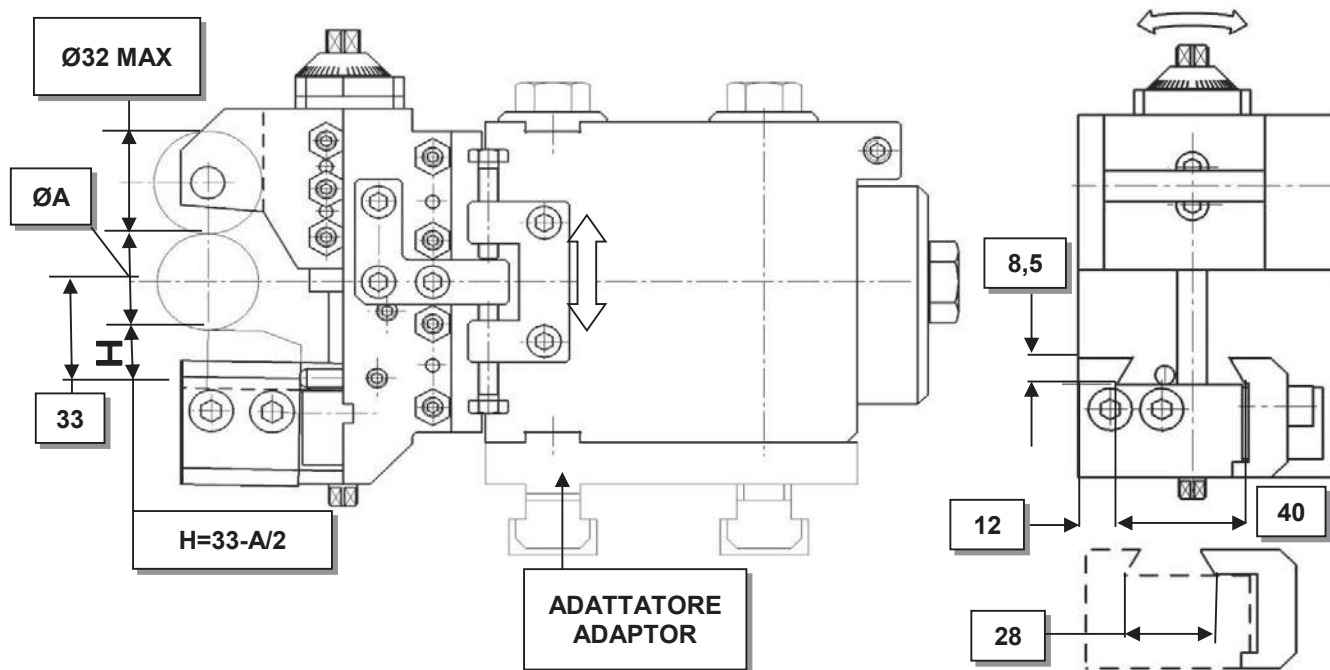
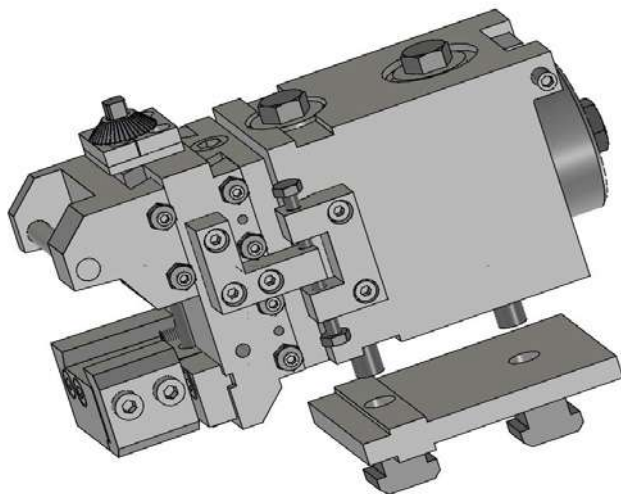


MODELLO	POS.	ADATTATORE ADAPTOR N°
1"	4-5	7621715A
1"8M	5-6	7621715A



# CALBRATORI-SHAVING TOOLHOLDERS (SIZING)

**CALBRATORE N°760200-1 PER ØA MAX 34mm**  
**SHAVING TOOLHOLDER N°760200-1 FOR ØA MAX 34mm**

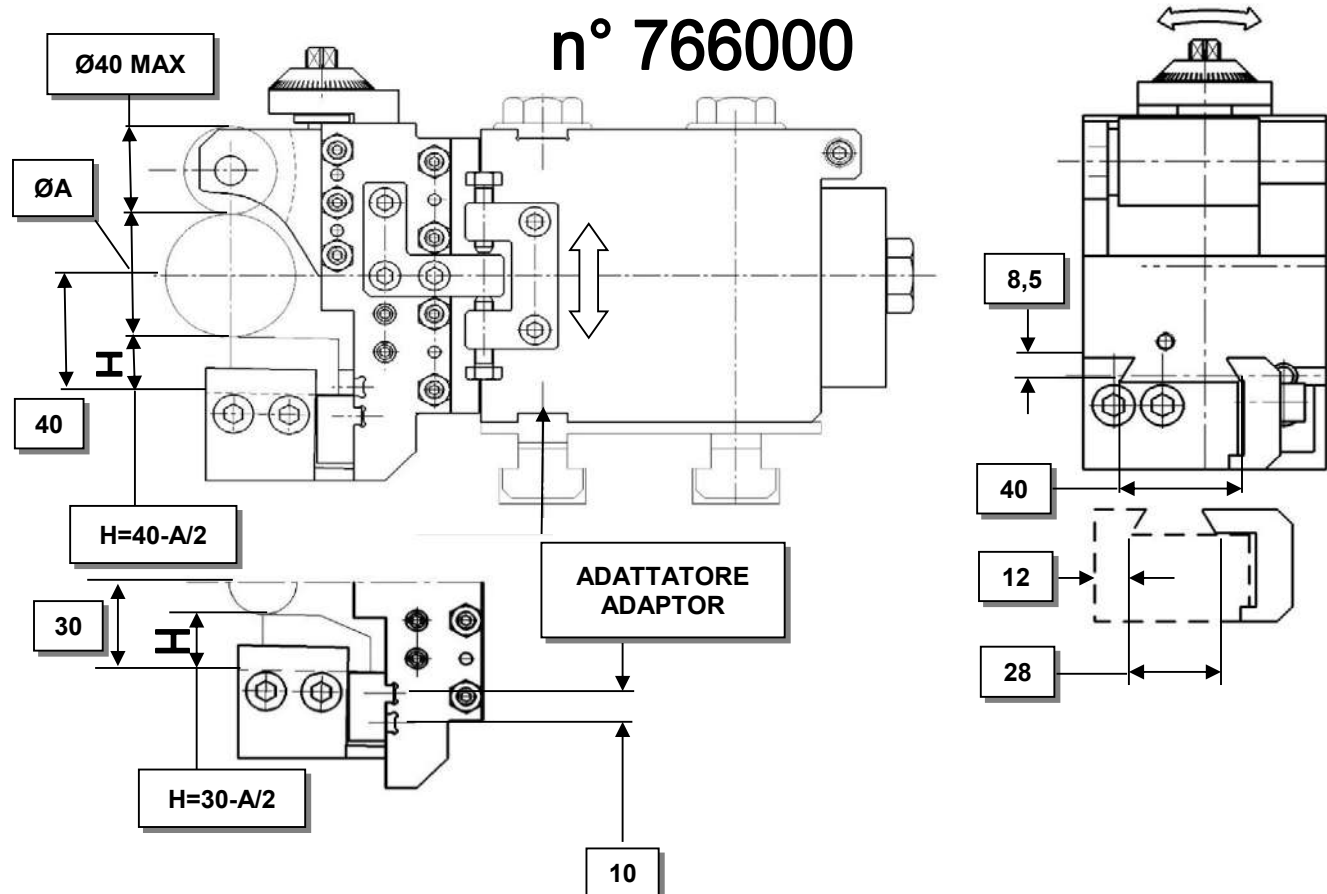
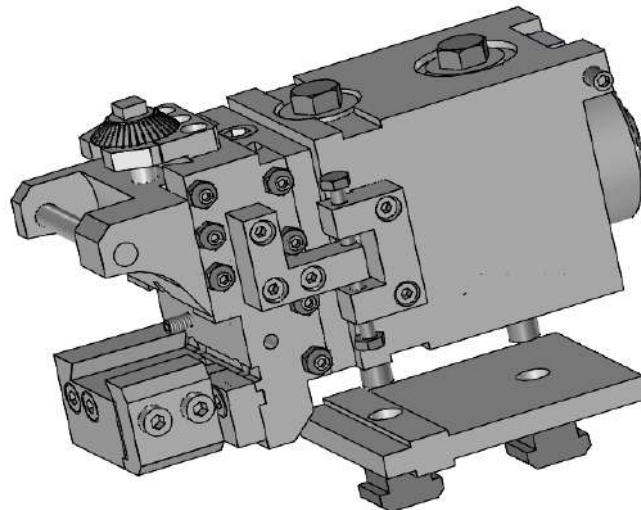


MODELLO	ADATTATORE	POS.
1"3/4-1"3/8	760400	4-5
2"1/4	763300	2-4-5
2"5/8-3"1/2	765000	2-4-5



# CALIBRATORI-SHAVING TOOLHOLDERS (SIZING)

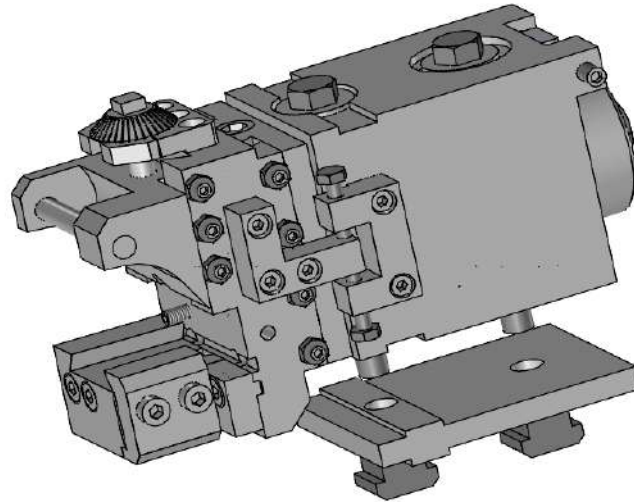
**CALIBRATORE N°766000 PER ØA MAX 46mm**  
**SHAVING TOOLHOLDER N°766000 FOR ØA 46mm**



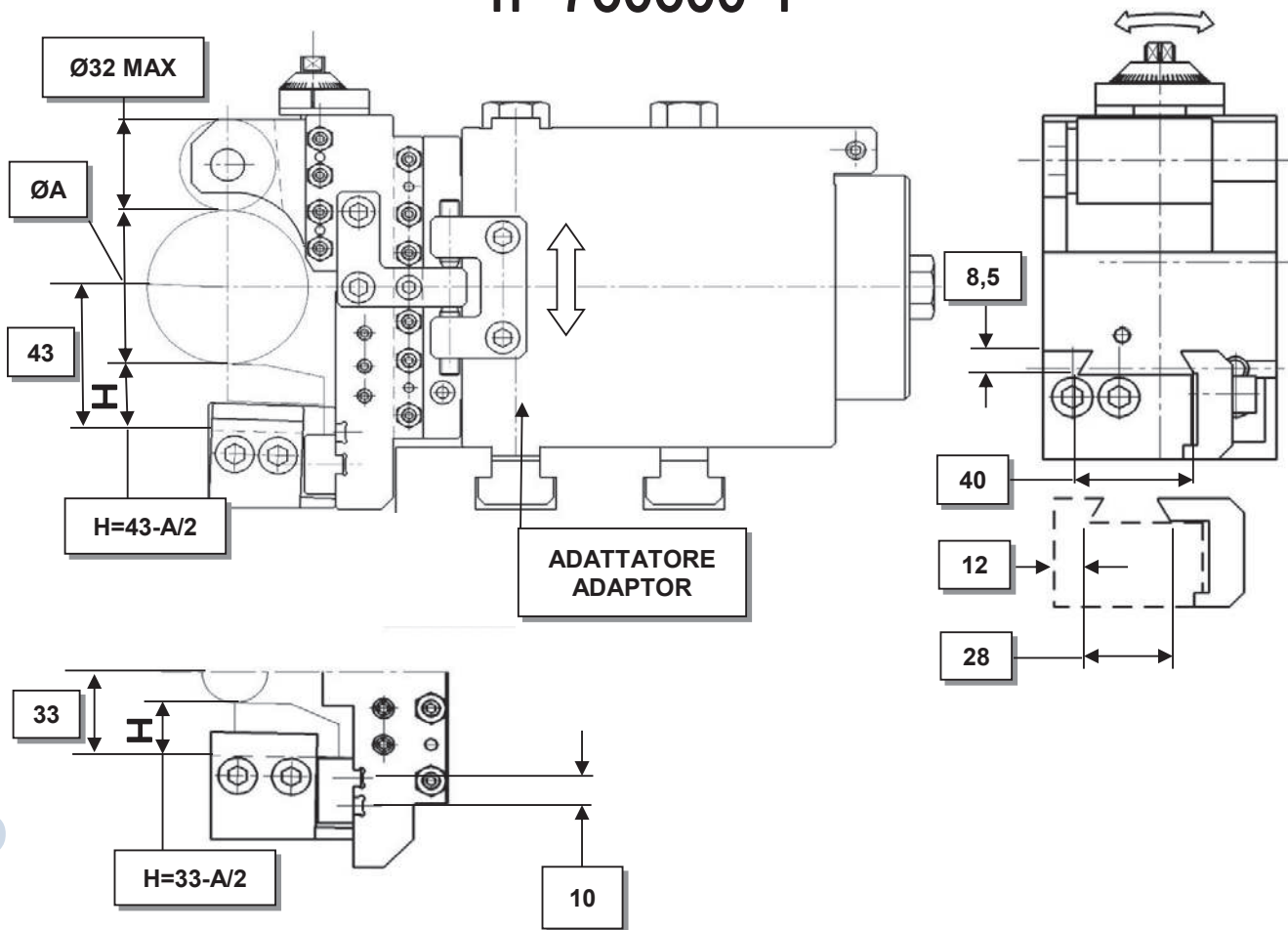
MODELLO	ADATTATORE	POS.
1"3/4-1"3/8	760400	4-5
2"1/4	763300	4-5
		2 con limitazioni with limitations
2"5/8-3"1/2	765000	4-5
		2 con limitazioni with limitations

# CALIBRATORI-SHAVING TOOLHOLDERS (SIZING)

**CALIBRATORE N°760600-1 PER ØA MAX 50mm**  
**SHAVING TOOLHOLDER N°760600-1 FOR ØA MAX 50mm**



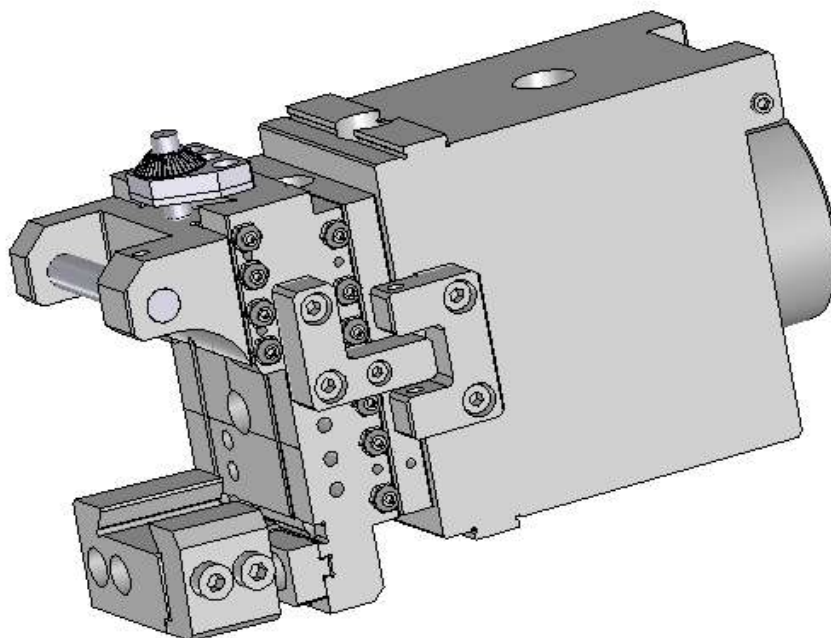
n° 760600-1



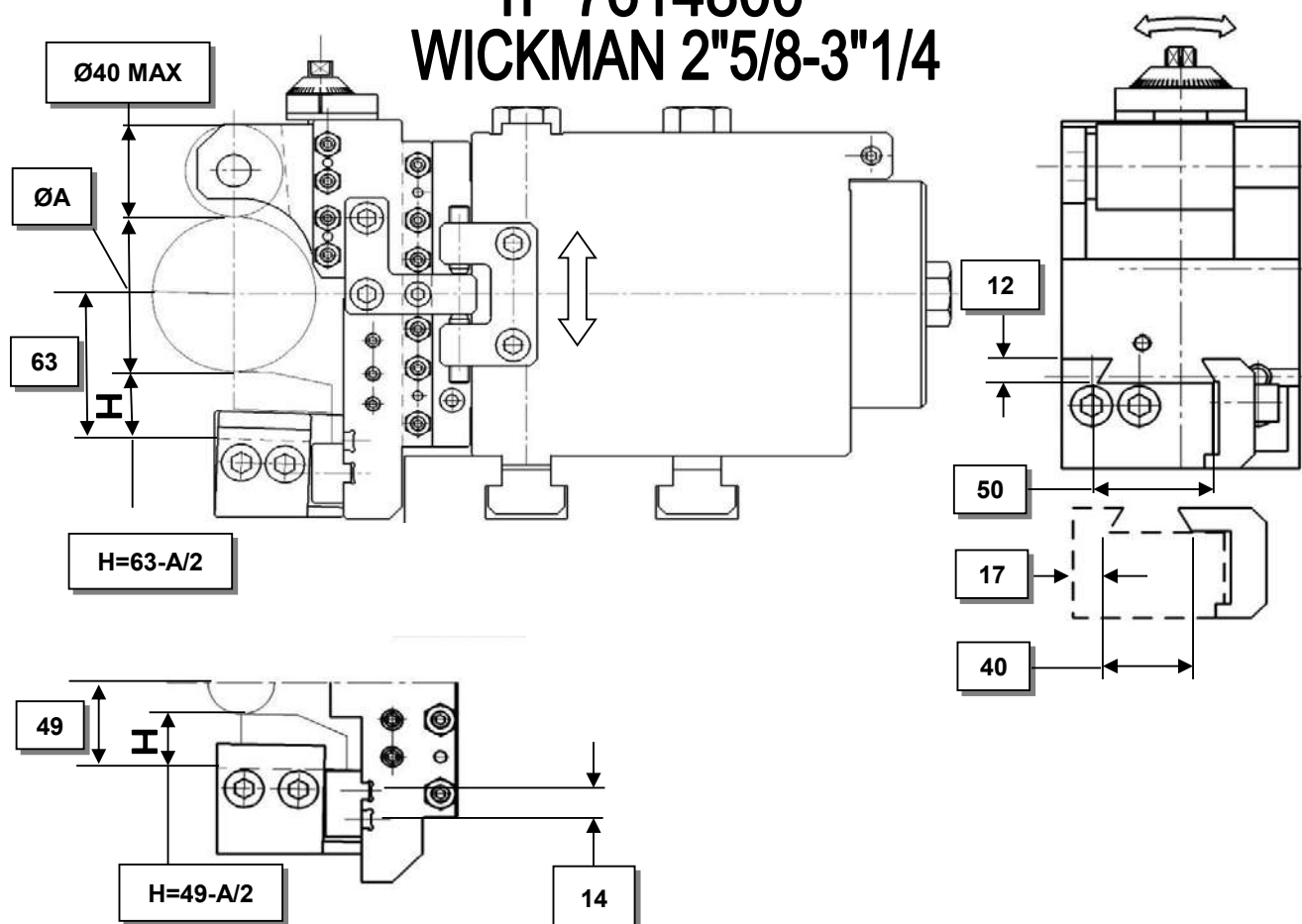
MODELLO	ADATTATORE	POS.
2"1/4	763300	4-5
		2 con limitazioni with limitations
2"5/8-3"1/2	765000	4-5
		2 con limitazioni with limitations

# CALIBRATORI-SHAVING TOOLHOLDERS (SIZING)

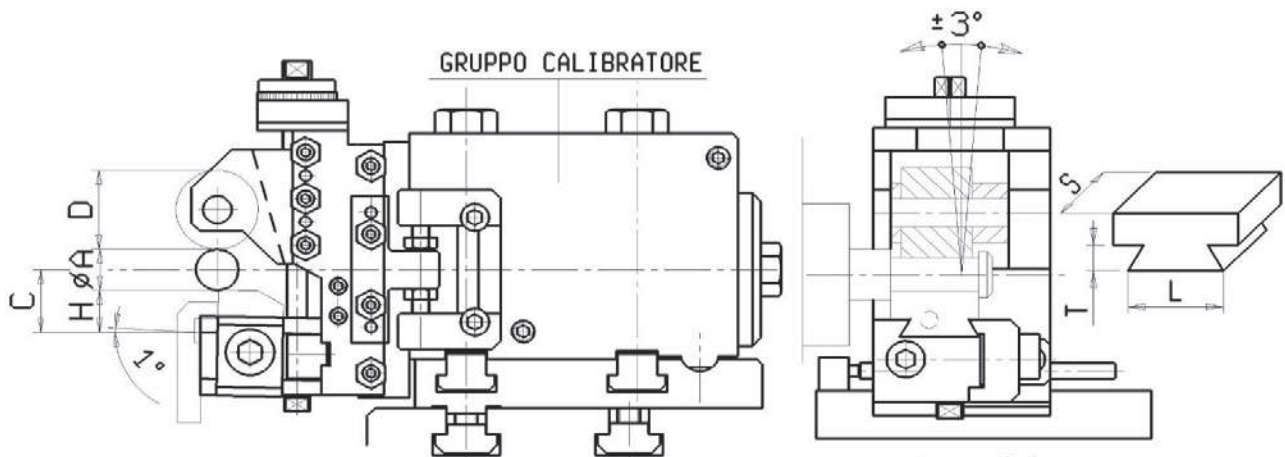
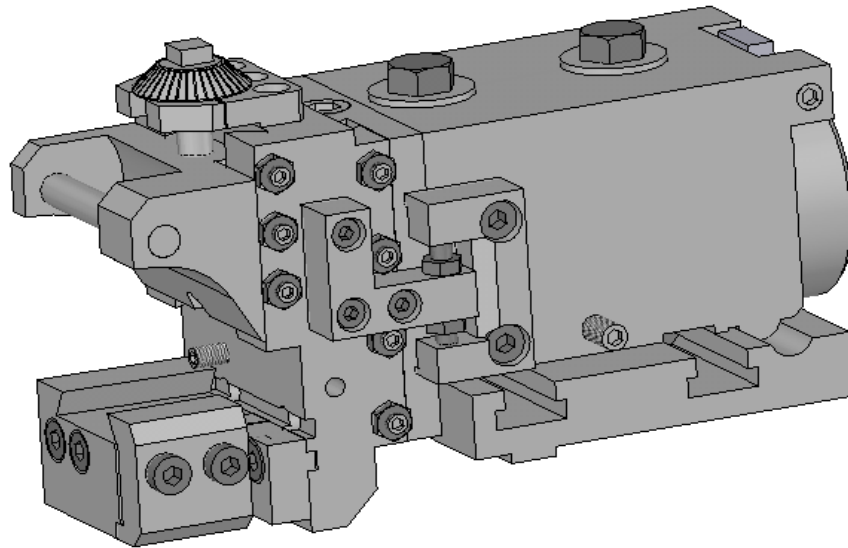
CALIBRATORE N°7614800 PER ØA MAX 67mm  
 SHAVING TOOLHOLDER N°7614800 FOR ØA MAX 67mm



n° 7614800  
 WICKMAN 2"5/8-3"1/4

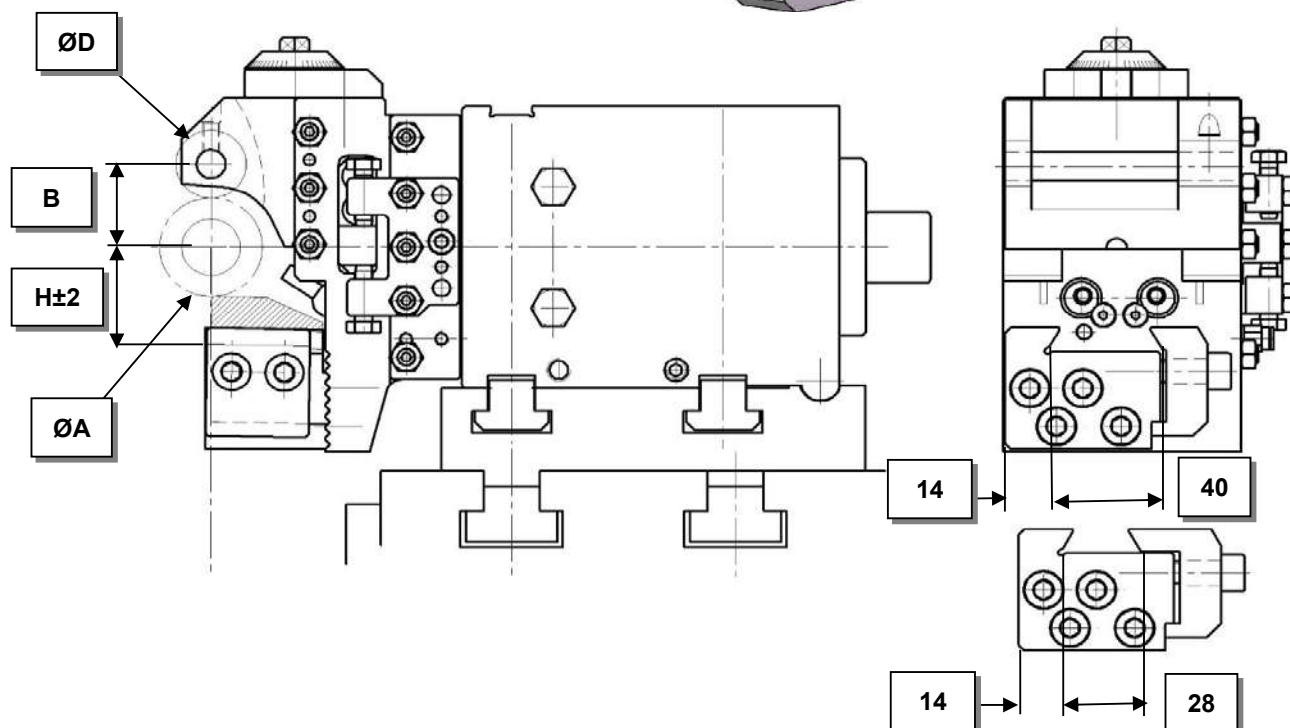
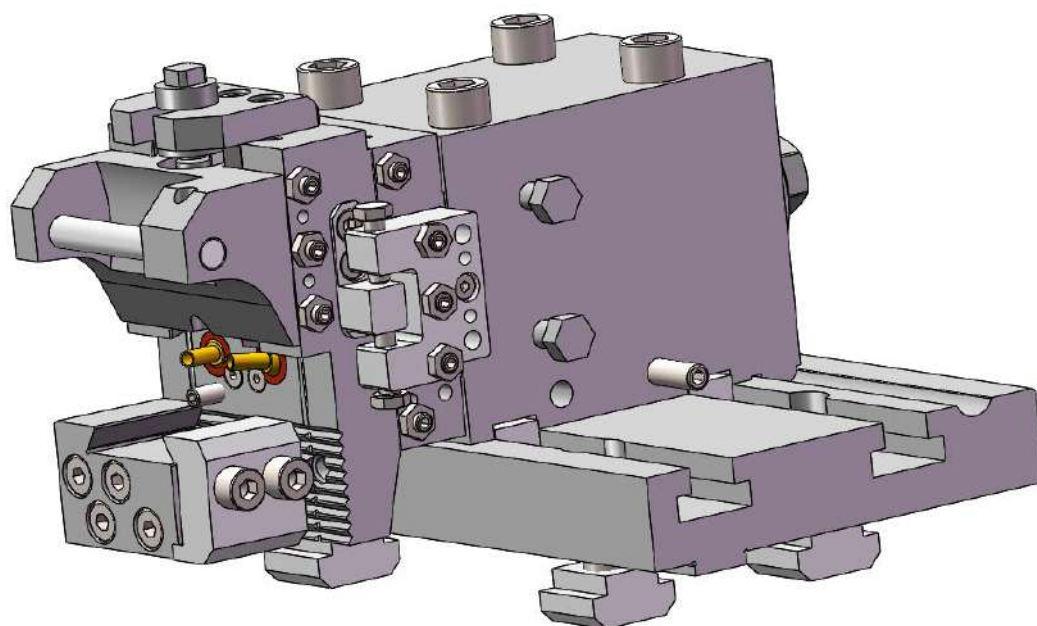


# CALBRATORI CON PIASTRA MODULARE PER REGOLAZIONE ASSIALE, TIPO TS SHAVING TOOLHOLDER WITH MODULAR BASE FOR AXIAL ADJUSTMENT, TS TYPE



MODELLO	POS.	A MAX	D MAX	DIMENSIONE UTENSILE				CALBRATORE SHAVING N°
				TOOL SIZE STANDARD				
MODEL				L	S	T	H	
1"	4-5	26	34	28	23	6,5	23-A/2	A280100
1"3/4-1"3/8	4-5	46	32	40	35	9	40-A/2	A280200

**CALBRATORI CON REFRIGERAZIONE DIRETTA SULL'UTENSILE  
CON PIASTRA MODULARE PER REGOLAZIONE ASSIALE, TIPO TS  
SHAVING ATT. WITH INTERNAL COOLING DIRECTLY ON THE  
TOOL WITH MODULAR BASE FOR AXIAL ADJUSTMENT, TS TYPE  
n° 7620800**



**WICKMAN 2"5/8-3"1/2 POS.4-5**

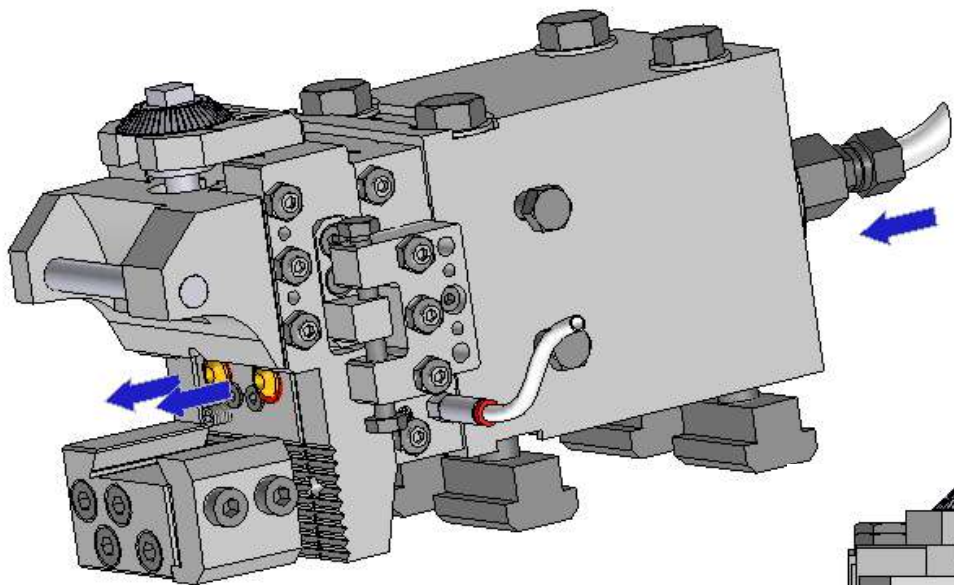
ØA	PORTA RULLO ROLLER SUPPORT	PORTA UTENSILE TOOLHOLDER	B	H	D MAX
5-35	7619608	7619617	18,5-29,5	34± 2	32
5-35	7619608	7619605	18,5-29,5	37± 2	32
13-44	7619609	7619603	22,5-33,5	42± 2	32



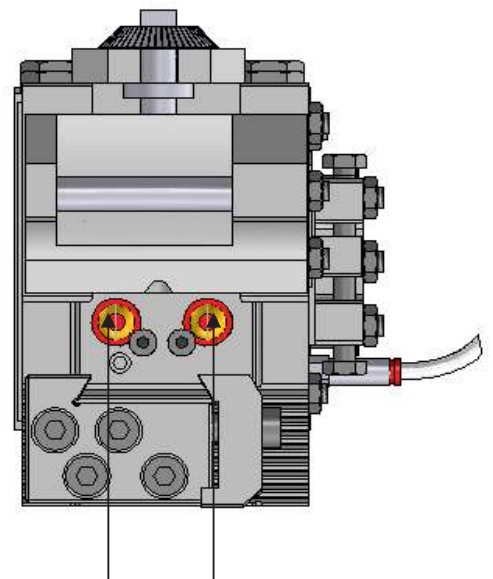
# CALBRATORI-SHAVING TOOLHOLDERS (SIZING)

CALBRATORE CON REFRIGERAZIONE INTERNA DIRETTA SULL'UTENSILE , REGOLAZIONE IN ALTEZZA DELL'UTENSILE MEDIANTE DENTATURA VDI , SLITTA CON LUBRIFICAZIONE .IL BLOCCAGGIO SUL CARRELLO E' INDIPENDENTE DAL BLOCCAGGIO DEL GAMBO PER REGOLARE ASSIALMENTE SENZA PERDERE LA CONICITA' .PER Ø MAX 44mm

SHAVING ATT. WITH INTERNAL COOLING DIRECTLY ON THE TOOL. NEW TOOL HOLDER WITH RADIAL ADJUSTMENT AND VDI FIXING. LUBRICATED SLIDE FOR SMOOTHER SLIDING. INDEPENDENT SHAVE FIXING FOR AN EASIER AXIAL AND TAPER ADJUSTMENT. FOR Ø MAX 44mm



n° 7619600-1



Caratteristiche dimensionali vedi pagina 36.0  
Dimensions see pag. 36.0

Ugello orientabile per refrigerante  
Coolant revolving nozzle

MODELLO	ADATTATORE	POS.
1"3/4-1"3/8	993100	4-5
2"1/4	7620400	4-5
		2 con limitazioni with limitations
2"5/8-3"1/2	7620500	4-5
		2 con limitazioni with limitations

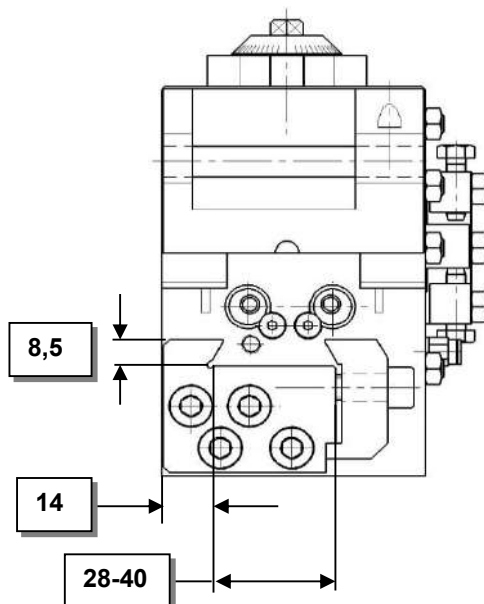
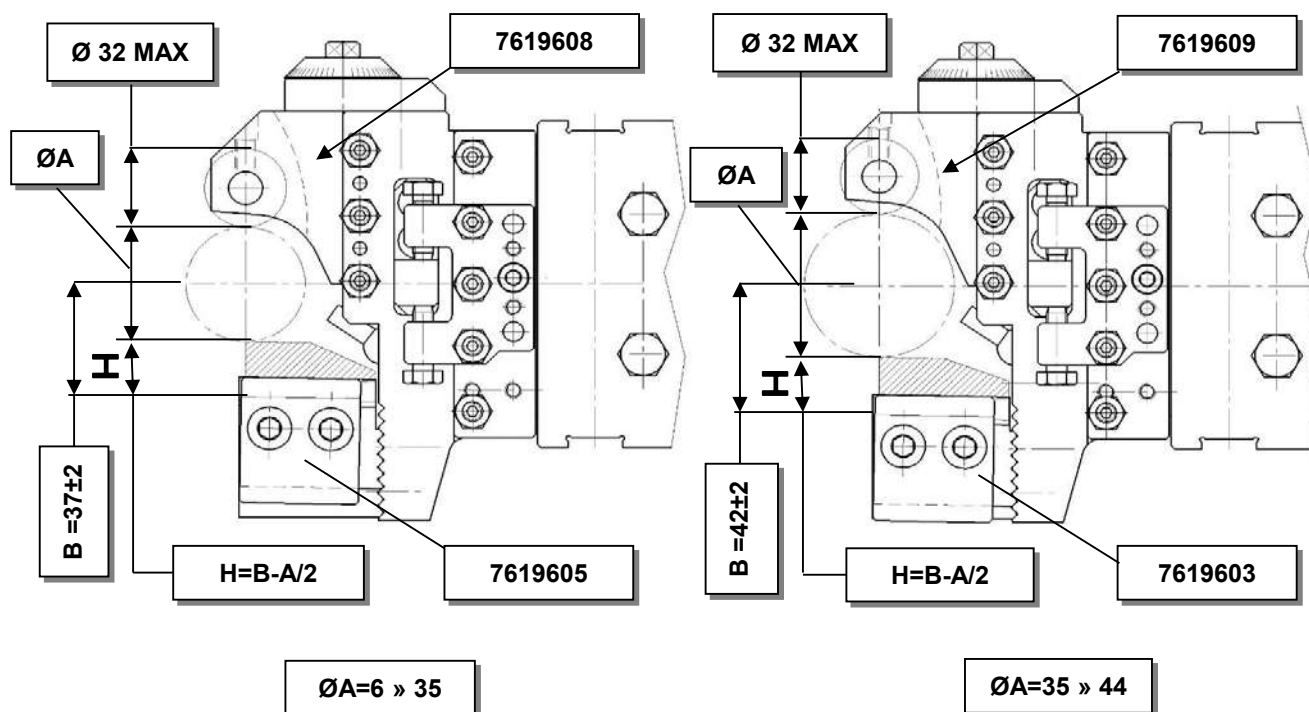


# CALBRATORI-SHAVING TOOLHOLDERS (SIZING)

CALBRATORE CON REFRIGERAZIONE INTERNA DIRETTA SULL'UTENSILE , REGOLAZIONE IN ALTEZZA DELL'UTENSILE MEDIANTE DENTATURA VDI , SLITTA CON LUBRIFICAZIONE .IL BLOCCAGGIO SUL CARRELLO E' INDIPENDENTE DAL BLOCCAGGIO DEL GAMBO PER REGOLARE ASSIALMENTE SENZA PERDERE LA CONICITA' .PER ØA MAX 44mm

SHAVING ATT. WITH INTERNAL COOLING DIRECTLY ON THE TOOL. NEW TOOL HOLDER WITH RADIAL ADJUSTMENT AND VDI FIXING. LUBRICATED SLIDE FOR SMOOTHER SLIDING. INDIPENDENT SHAVE FIXING FOR AN EASIER AXIAL AND TAPER ADJUSTMENT. FOR ØA MAX 44mm

## n° 7619600-1

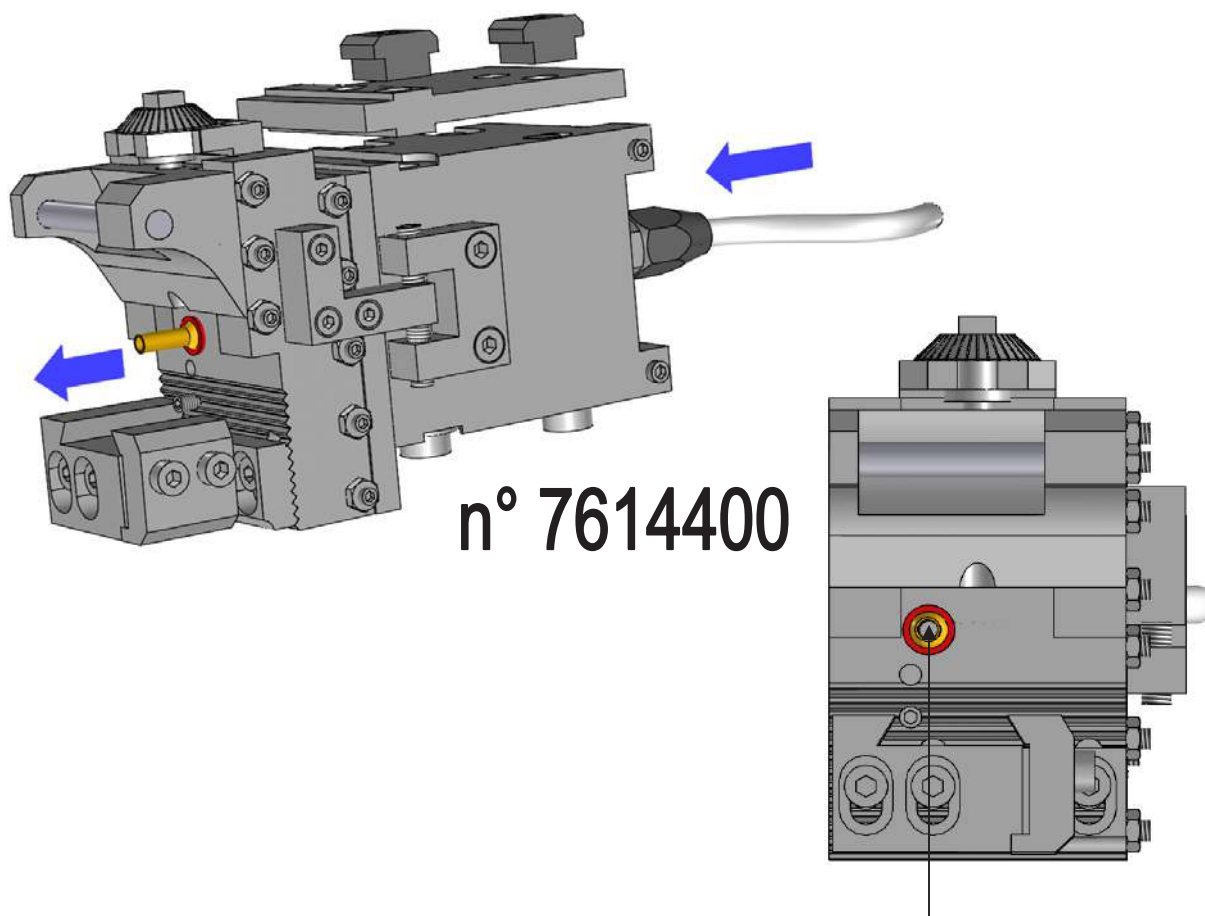


ALTRI TIPI DI ATTACCHI UTENSILE A RICHIESTA OTHER DOVETAIL SIZES ON REQUEST

# CALIBRATORI-SHAVING TOOLHOLDERS (SIZING)

CALIBRATORE CON REFRIGERAZIONE INTERNA DIRETTA SULL'UTENSILE , REGOLAZIONE IN ALTEZZA DELL'UTENSILE MEDIANTE DENTATURA VDI , SLITTA LUNGA CON LUBRIFICAZIONE PER AUMENTARE STABILITA' E PRECISIONE.IL BLOCCAGGIO SUL CARRELLO E' INDIPENDENTE DAL BLOCCAGGIO DEL GAMBO PER REGOLARE ASSIALMENTE SENZA PERDERE LA CONICITA' .PER ØA MAX 42mm

SHAVING ATT. WITH INTERNAL COOLING DIRECTLY ON THE TOOL. NEW TOOL HOLDER WITH RADIAL ADJUSTMENT AND VDI FIXING. LUBRICATED AND EXTENDED SLIDE FOR A GREATER RIGIDITY AND SMOOTHER SLIDING. INDIPENDENT SHAVE FIXING FOR AN EASIER AXIAL AND TAPER ADJUSTMENT. FOR ØA MAX 42mm



Ugello orientabile per refrigerante  
Coolant revolving nozzle

Caratteristiche dimensionali vedi pagina 30.0  
Dimensions see pag. 30.0

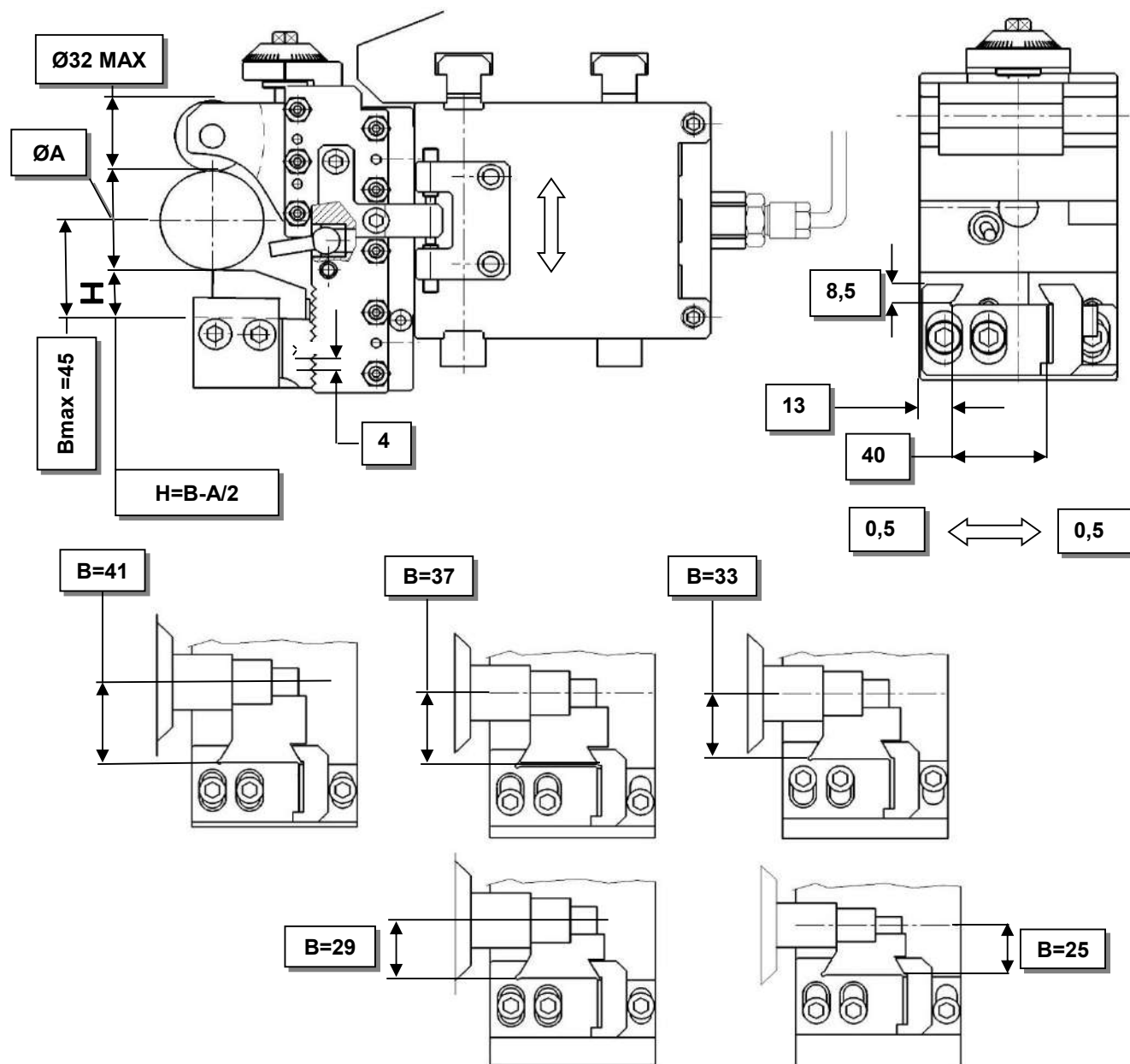
MODELLO	ADATTATORE	POS.
1"3/4-1"3/8	7616200	4
2"1/4	7620400	4
2"5/8-3"1/2	7620500	4

# CALIBRATORI-SHAVING TOOLHOLDERS (SIZING)

CALIBRATORE CON REFRIGERAZIONE DIRETTA SULL'UTENSILE , REGOLAZIONE DELL'UTENSILE MEDIANTE DENTATURA VDI , SLITTA LUNGA CON LUBRIFICAZIONE PER AUMENTARE STABILITA' E PRECISIONE.IL BLOCCAGGIO SUL CARRELLO E' INDIPENDENTE DAL BLOCCAGGIO DEL GAMBO PER REGOLARE ASSIALMENTE SENZA PERDERE LA CONICITA' .PER ØA MAX 42mm

SHAVING ATT. WITH INTERNAL COOLING DIRECTLY ON THE TOOL. NEW TOOL HOLDER WITH RADIAL ADJUSTMENT AND VDI FIXING. LUBRICATED AND EXTENDED SLIDE FOR A GREATER RIGIDITY AND SMOOTHER SLIDING. INDIPENDENT SHAVE FIXING FOR AN EASIER AXIAL AND TAPER ADJUSTMENT. FOR ØA MAX 42mm

## n° 7614400

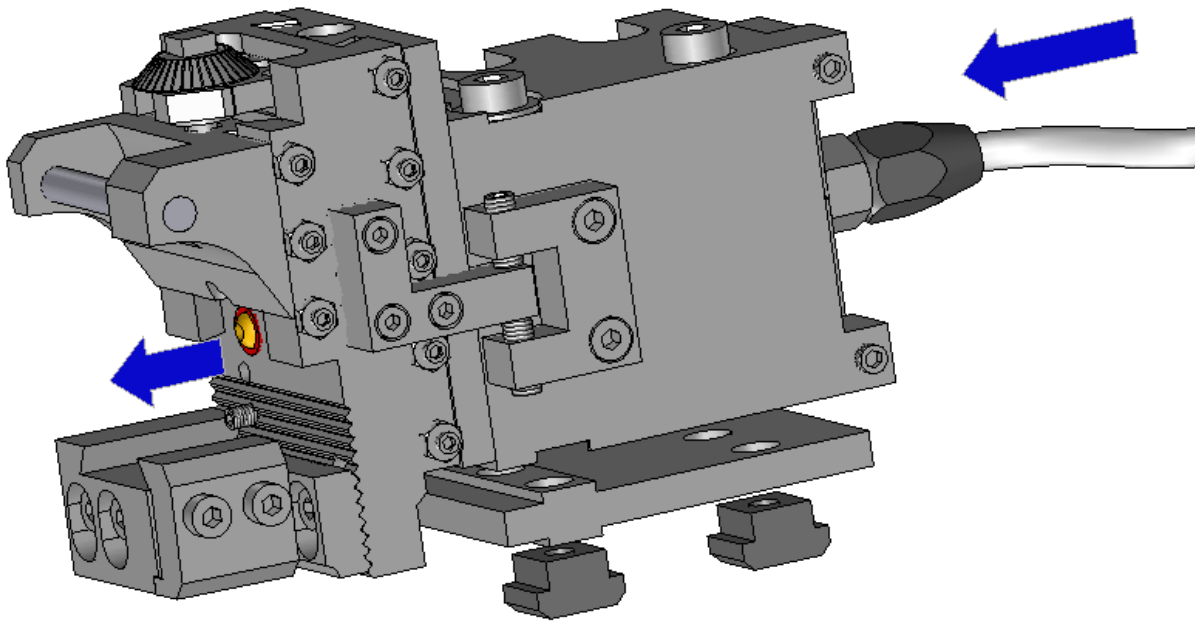


ALTRI TIPI DI ATTACCHI UTENSILE A RICHIESTA OTHER DOVETAIL SIZES ON REQUEST

# CALBRATORI-SHAVING TOOLHOLDERS (SIZING)

CALBRATORE CON REFRIGERAZIONE DIRETTA SULL'UTENSILE , REGOLAZIONE DELL'UTENSILE MEDIANTE DENTATURA VDI , SLITTA LUNGA CON LUBRIFICAZIONE PER AUMENTARE STABILITA' E PRECISIONE.IL BLOCCAGGIO SUL CARRELLO E' INDIPENDENTE DAL BLOCCAGGIO DEL GAMBO PER REGOLARE ASSIALMENTE SENZA PERDERE LA CONICITA' .PER ØA MAX 42mm

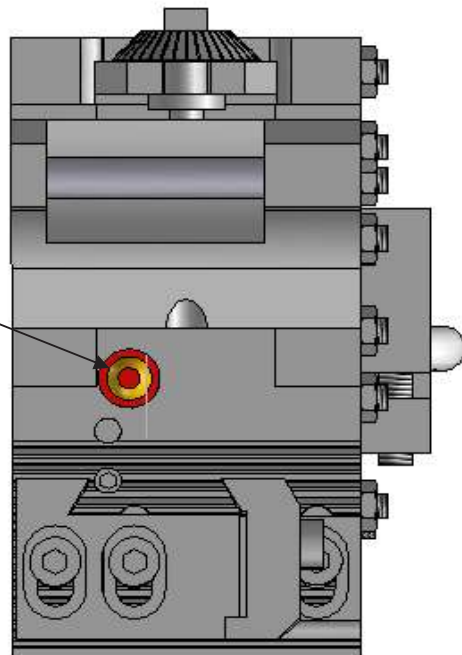
SHAVING ATT. WITH INTERNAL COOLING DIRECTLY ON THE TOOL. NEW TOOL HOLDER WITH RADIAL ADJUSTMENT AND VDI FIXING. LUBRICATED AND EXTENDED SLIDE FOR A GREATER RIGIDITY AND SMOOTHER SLIDING. INDIPENDENT SHAVE FIXING FOR AN EASIER AXIAL AND TAPER ADJUSTMENT. FOR ØA MAX 42mm



Ugello orientabile per refrigerante  
Coolant revolving nozzle

n° 7614300

Caratteristiche dimensionali vedi pagina 32.0  
Dimensions see pag. 32.0



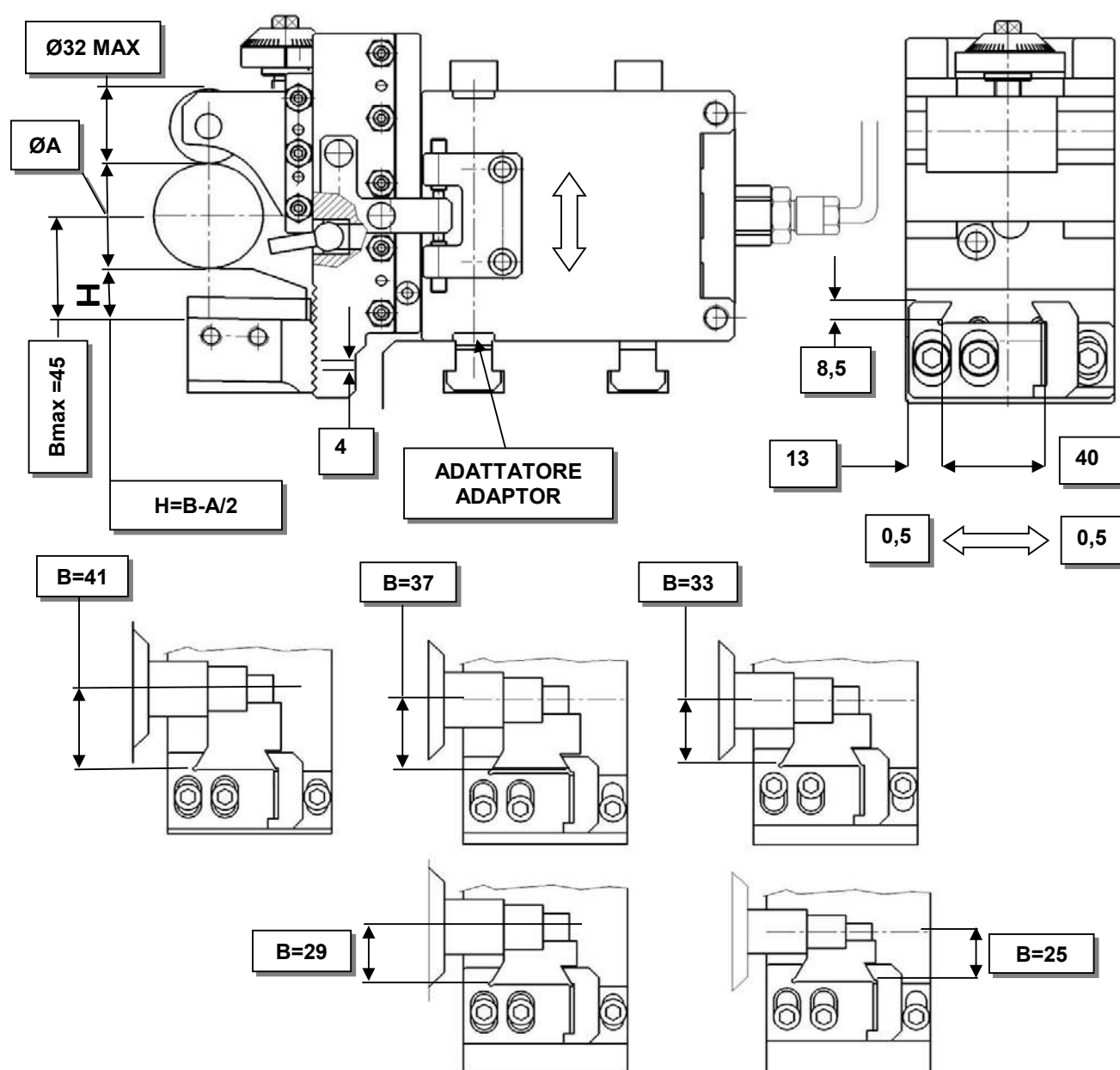
MODELLO	ADATTATORE	POS.
1"3/4-1"3/8	7616200	5
2"1/4	7620400	5
2"5/8-3"1/2	7620500	5

# CALIBRATORI-SHAVING TOOLHOLDERS (SIZING)

CALIBRATORE CON REFRIGERAZIONE DIRETTA SULL'UTENSILE , REGOLAZIONE DELL'UTENSILE MEDIANTE DENTATURA VDI , SLITTA LUNGA CON LUBRIFICAZIONE PER AUMENTARE STABILITA' E PRECISIONE.IL BLOCCAGGIO SUL CARRELLO E' INDIPENDENTE DAL BLOCCAGGIO DEL GAMBO PER REGOLARE ASSIALMENTE SENZA PERDERE LA CONICITA' .PER ØA MAX 42mm

SHAVING ATT. WITH INTERNAL COOLING DIRECTLY ON THE TOOL. NEW TOOL HOLDER WITH RADIAL ADJUSTMENT AND VDI FIXING. LUBRICATED AND EXTENDED SLIDE FOR A GREATER RIGIDITY AND SMOOTHER SLIDING. INDIPENDENT SHAVE FIXING FOR AN EASIER AXIAL AND TAPER ADJUSTMENT. FOR ØA MAX 42mm

## n° 7614300

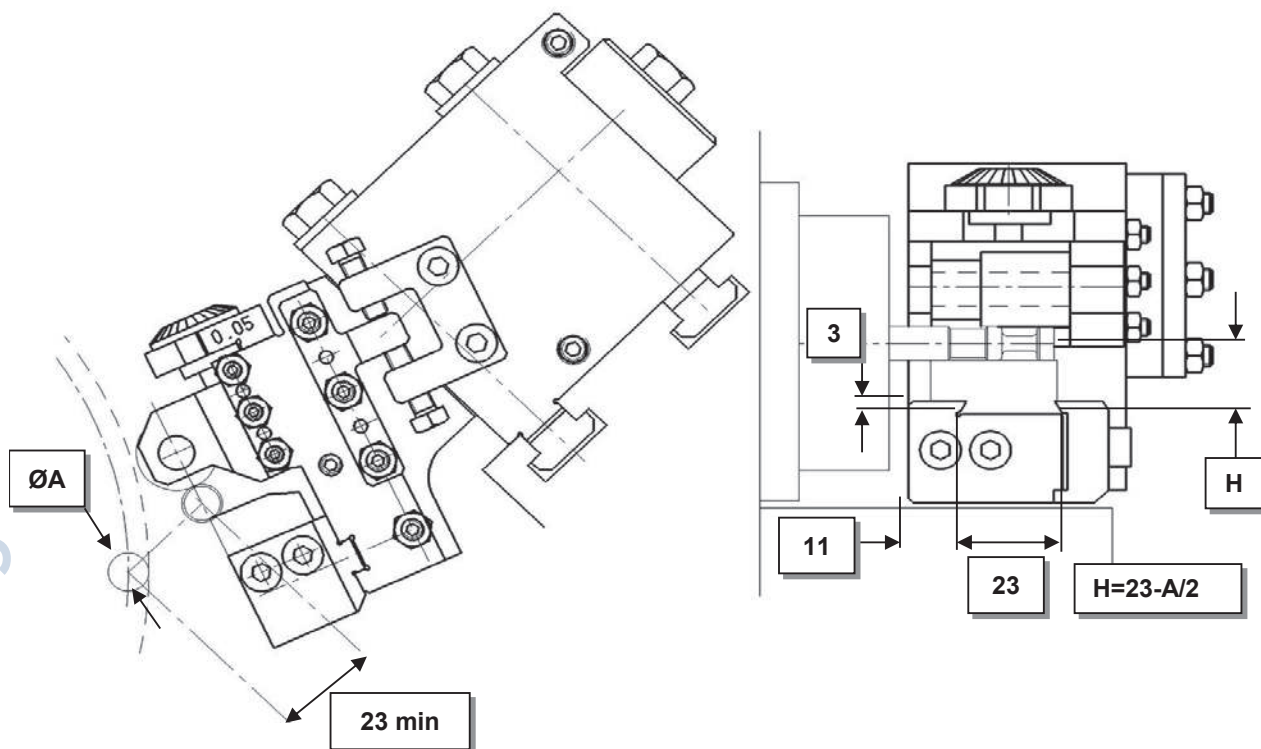
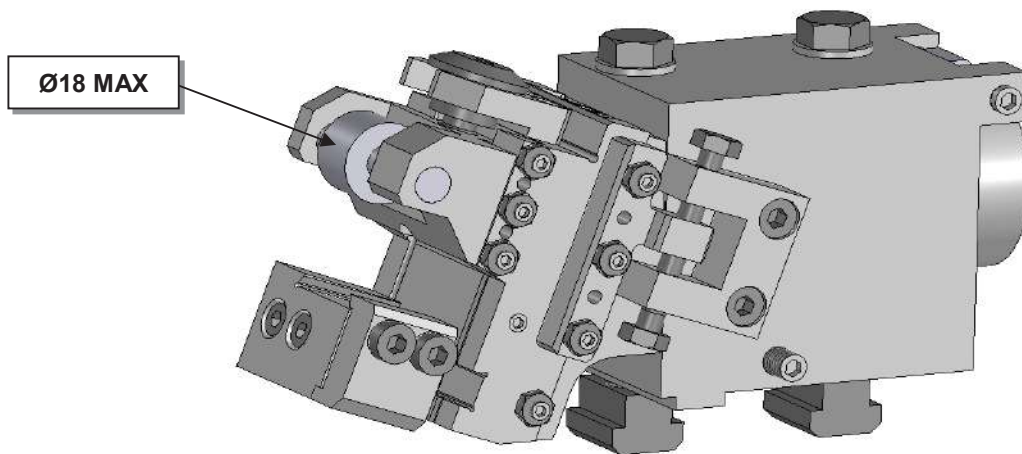


# CALBRATORI-SHAVING TOOLHOLDERS (SIZING)

CALIBRATORE INCLINATO A 20° N°7618100 PER POS. 3 PER ØA MAX 9mm  
20° INCLINED SHAVING TOOLHOLDER N°7618100 FOR POS. 3 FOR ØA MAX 9mm

Da usare in pos.3 per permettere la rotazione del tamburo dei mandrini principali  
Used in pos.3 in order to allow the indexing

## WICKMAN 5/8" pos. 3 n°7618100





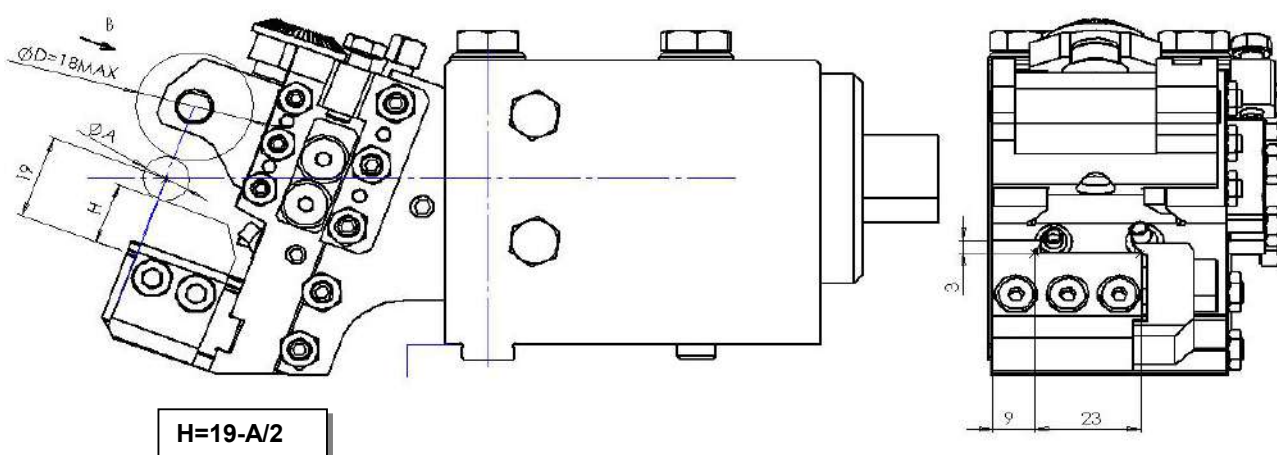
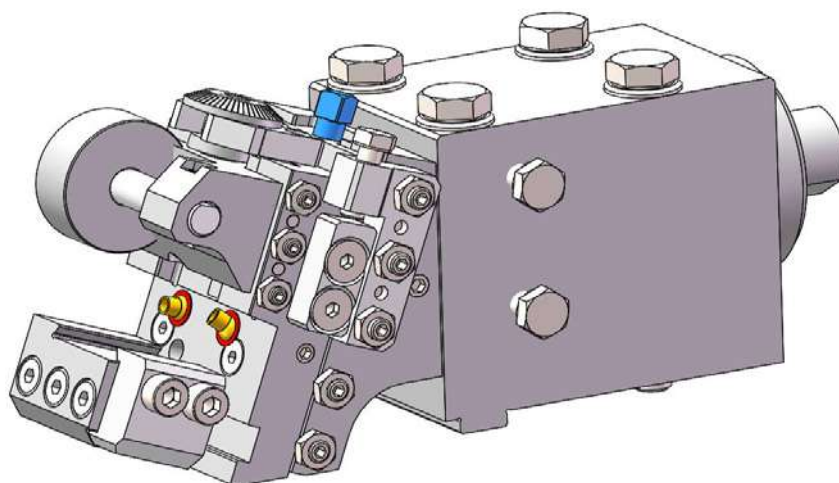
# CALBRATORI CON REFRIGERAZIONE

## SHAVING TOOLHOLDERS (SIZING) WITH INTERNAL COOLING

CALBRATORE INCLINATO A 20° N°7620000 PER POS. 3 PER ØA MAX 9mm  
20°INCLINED SHAVING TOOLHOLDER N°7620000 DOR POS. 3 FOR ØA MAX 9mm

Da usare in pos.3 per permettere la rotazione del tamburo dei mandrini principali  
Used in pos.3 in order to allow the indexing

### WICKMAN 5/8" pos. 3 n°7620000

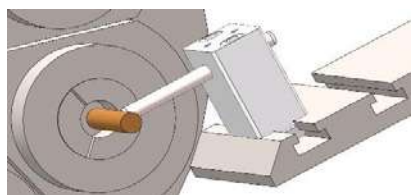


# CALBRATORI-SHAVING TOOLHOLDERS (SIZING)

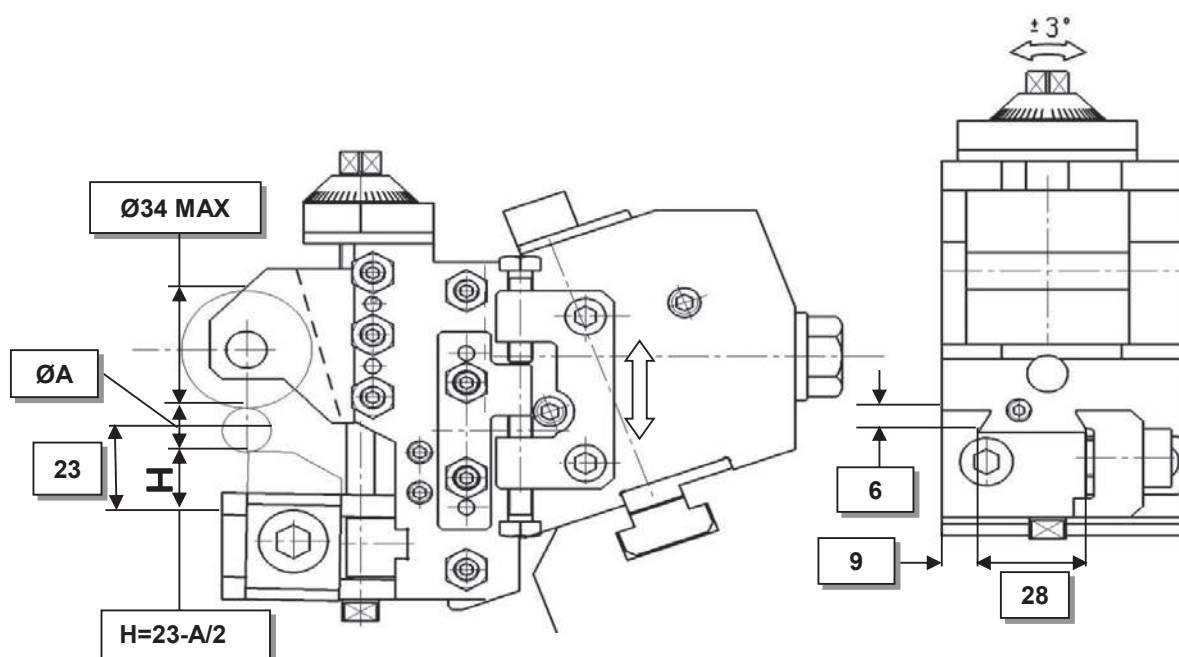
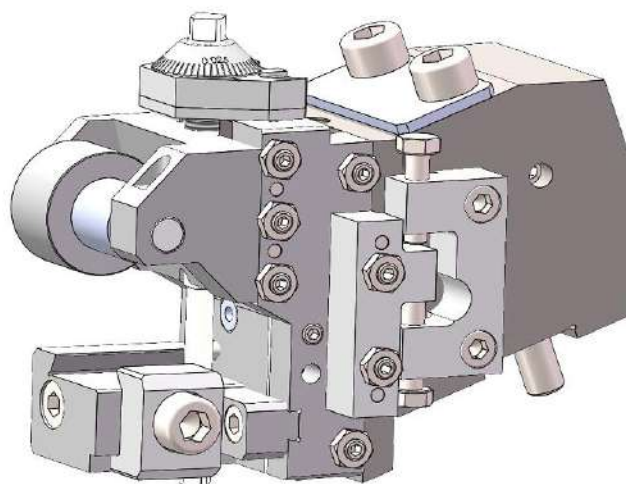
CALBRATORE INCLINATO A 20° N°7613500 PER POS.3 PER ØA MAX 26mm  
20° INCLINED SHAVING TOOLHOLDER N°7613500 FOR POS.3 FOR ØA MAX 26mm

Da usare in pos.3 per permettere la rotazione del tamburo dei mandrini principali  
Used in pos.3 in order to allow the indexing

**WICKMAN 1"**  
n°7613500+7613504  
**WICKMAN 1"3/4**  
n°7613500+7619800



CALIBRO PER REGOLAZIONE CARRELLI A RICHIESTA - SETTING GAGE FOR SLIDE ADJUSTMENT ON REQUEST

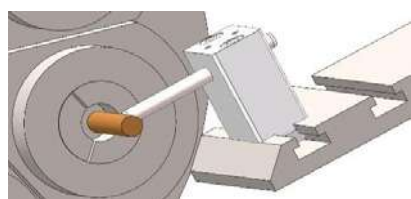


# CALBRATORI-SHAVING TOOLHOLDERS (SIZING)

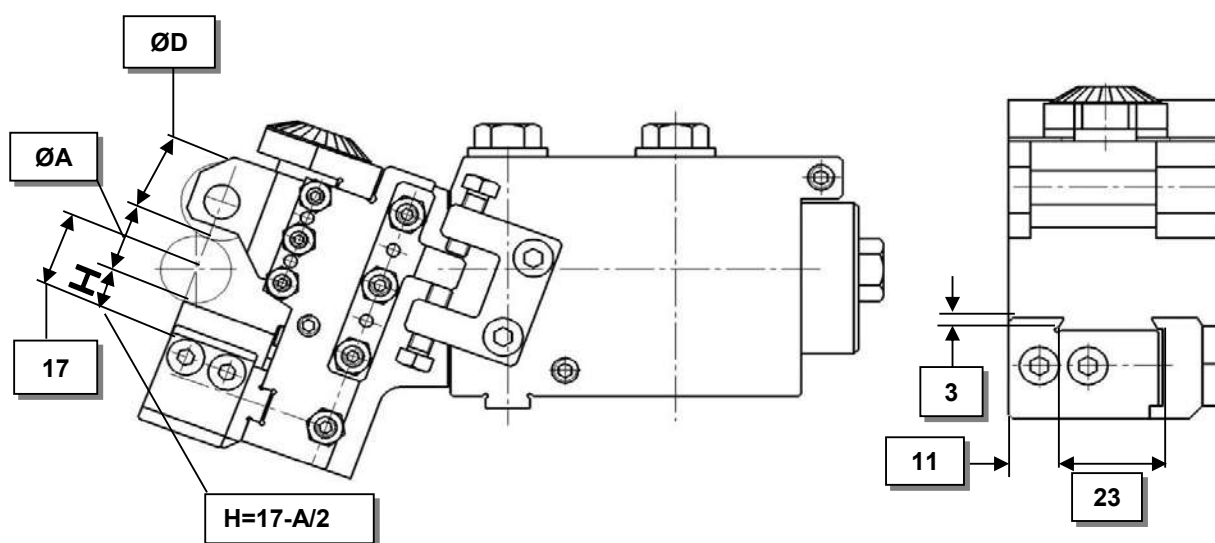
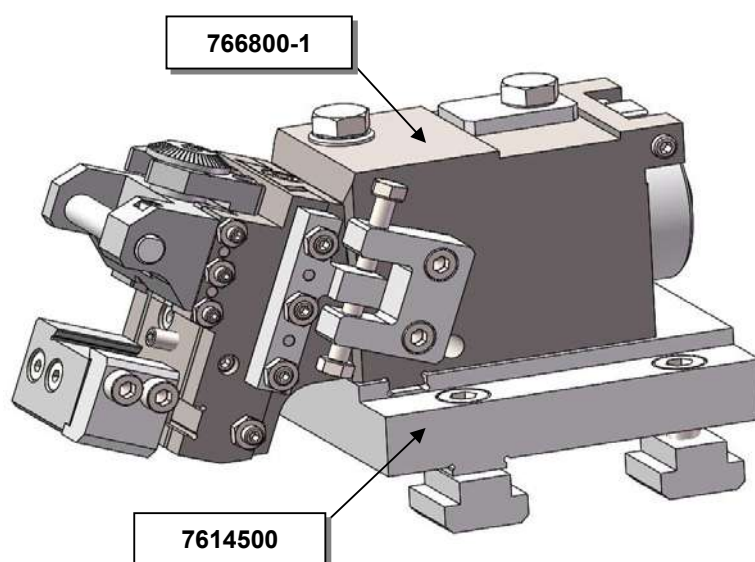
**CALBRATORE INCLINATO A 20° N°766800-1 PER POS.2 PER ØA MAX 16mm**  
**20°INCLINED SHAVING TOOLHOLDER N°766800-1 FOR POS.2 FOR ØA MAX 16mm**

Da usare in pos.2 per permettere la rotazione del tamburo dei mandrini principali  
 Used in pos.2 in order to allow the indexing

**WICKMAN 1"pos.2**  
**n°766800-1+7614500**



**CALIBRO PER REGOLAZIONE CARRELLI A RICHIESTA - SETTING GAGE FOR SLIDE**



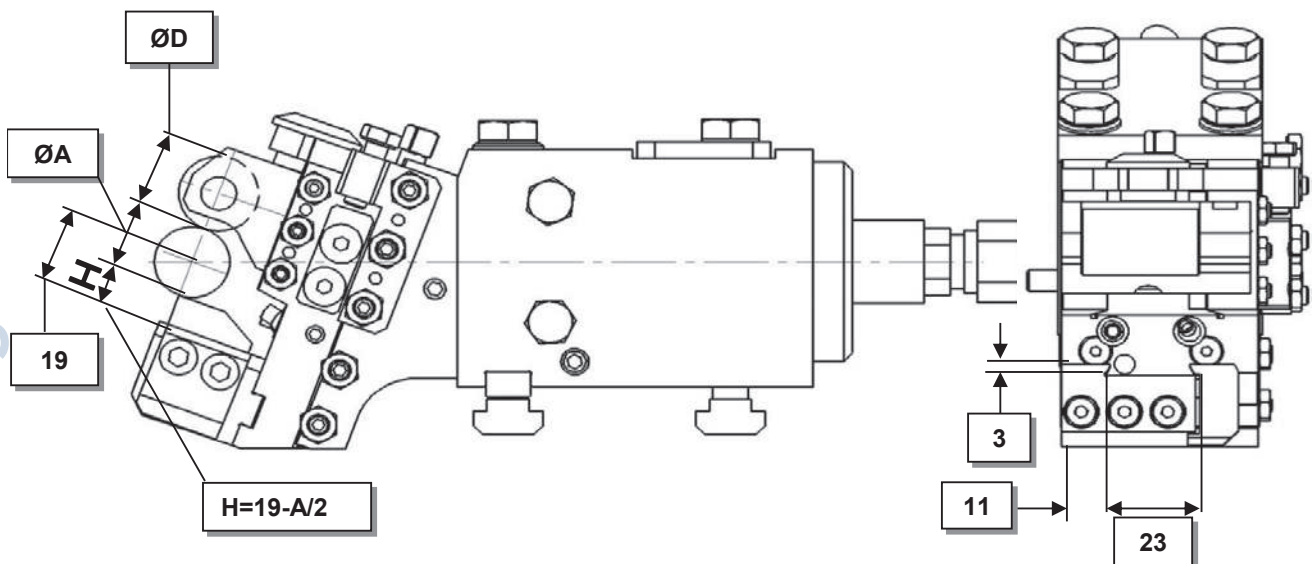
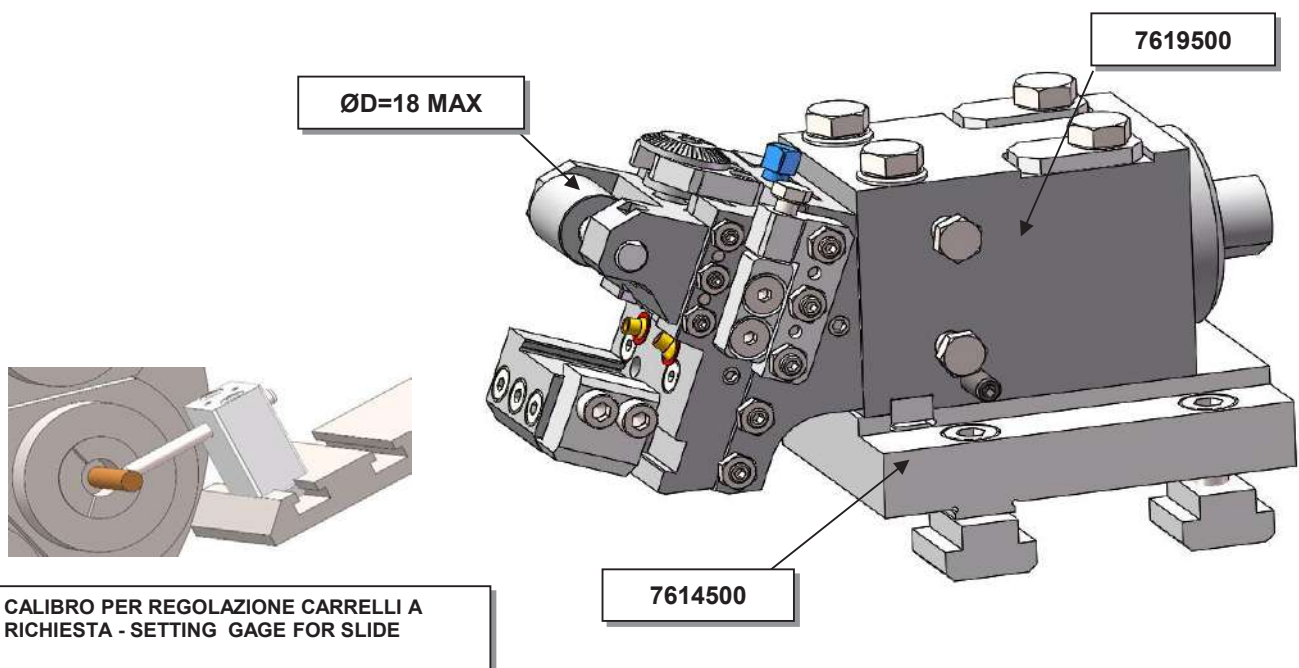
# CALIBRATORI CON REFRIGERAZIONE SHAVING TOOLHOLDERS (SIZING) WITH INTERNAL COOLING

CALIBRATORE INCLINATO A 20° N°7619500 PER POS.2 PER ØA MAX 16mm  
20°INCLINED SHAVING TOOLHOLDER N°7619500 FOR POS.2 FOR ØA MAX 16mm

CALIBRATORE CON REFRIGERAZIONE DIRETTA SULL'UTENSILE  
SHAVING ATT. WITH INTERNAL COOLING DIRECTLY ON THE TOOL

Da usare in pos.2 per permettere la rotazione del tamburo dei mandrini principali  
Used in pos.2 in order to allow the indexing

## WICKMAN 1"pos.2 n°7619500+7614500





# CALBRATORI-SHAVING TOOLHOLDERS (SIZING)

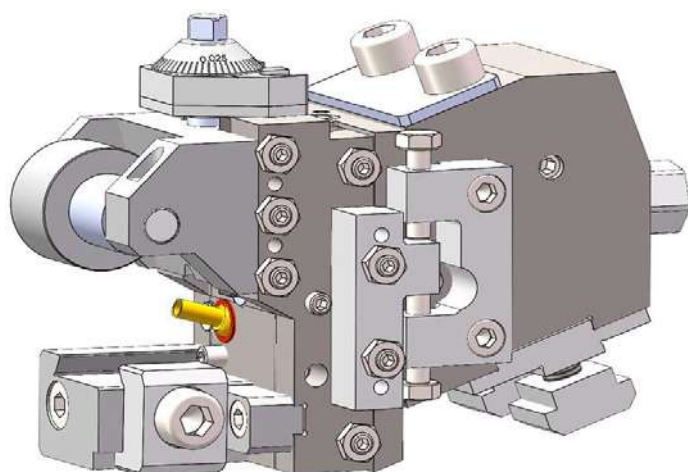
**CALBRATORE INCLINATO A 20° N°7619200 PER POS.3 PER ØA MAX 26mm**  
**20°INCLINED SHAVING TOOLHOLDER N°7619200 DOR POS.3 FOR ØA MAX 26mm**

**CALBRATORE CON REFRIGERAZIONE DIRETTA SULL'UTENSILE**  
**SHAVING ATT. WITH INTERNAL COOLING DIRECTLY ON THE TOOL**

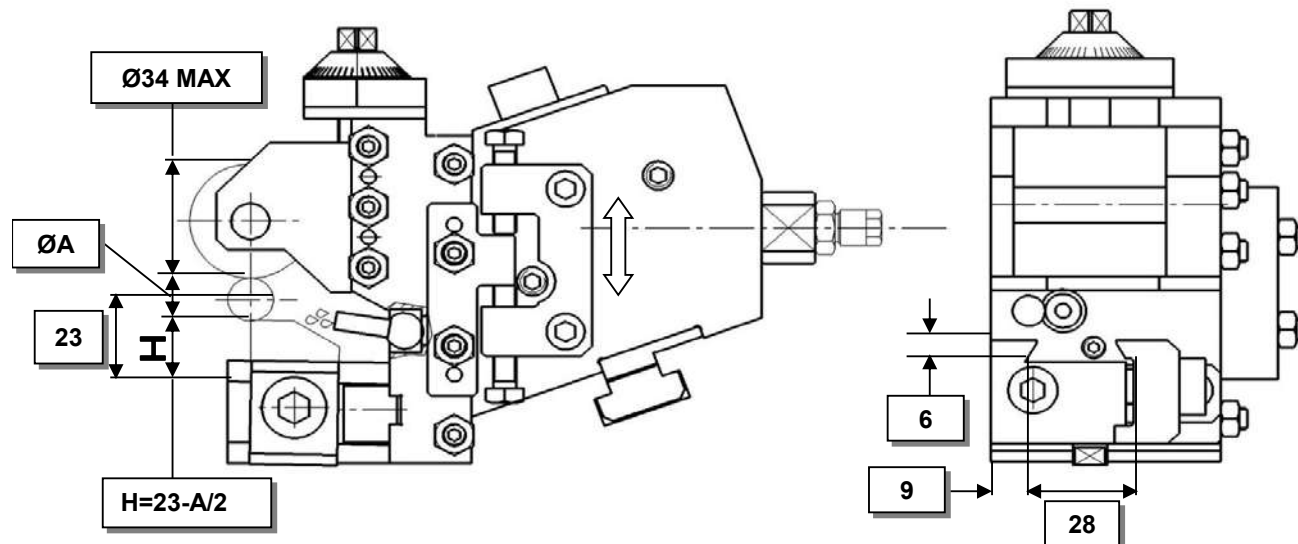
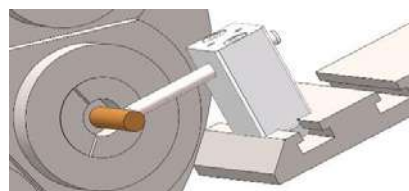
Da usare in pos.3 per permettere la rotazione del tamburo dei mandrini principali  
 Used in pos.3 in order to allow the indexing

**WICKMAN 1"pos.3**  
**n°7619200+7613504**

**WICKMAN 1"3/4 pos.2-3**  
**n°7619200+7619800**



**CALIBRO PER REGOLAZIONE CARRELLI A RICHIESTA - SETTING GAGE FOR SLIDE ADJUSTMENT ON REQUEST A471700A**



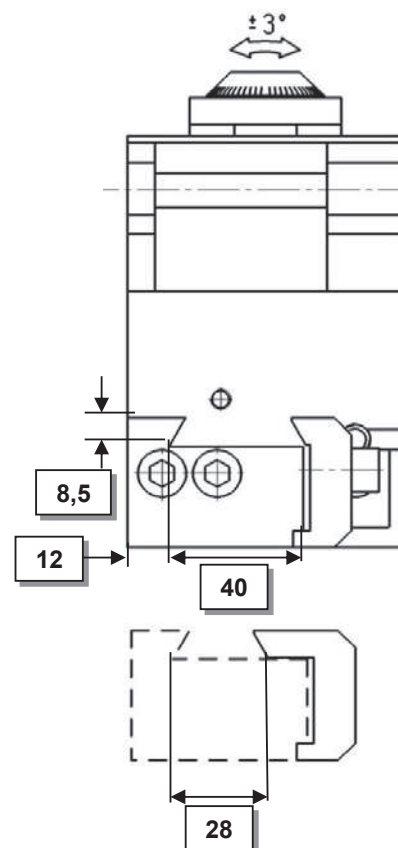
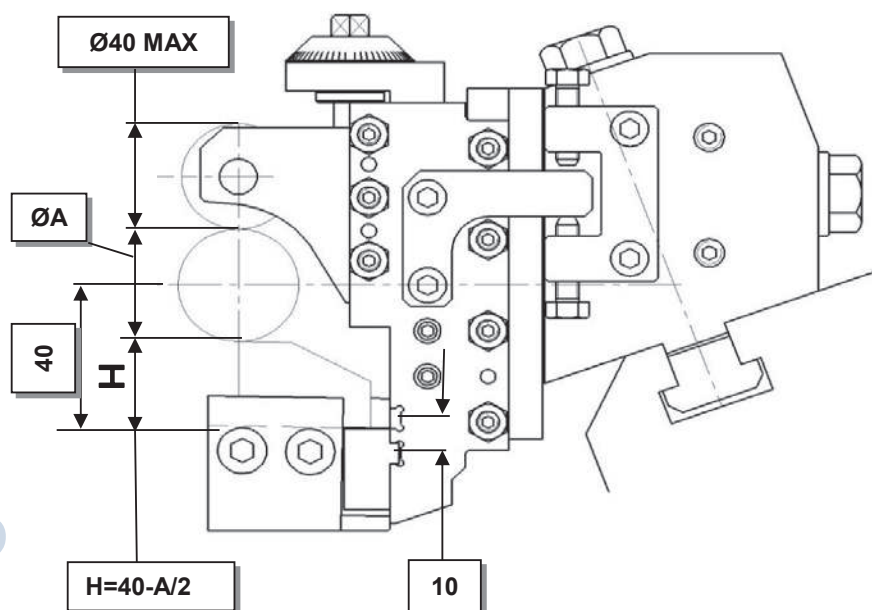
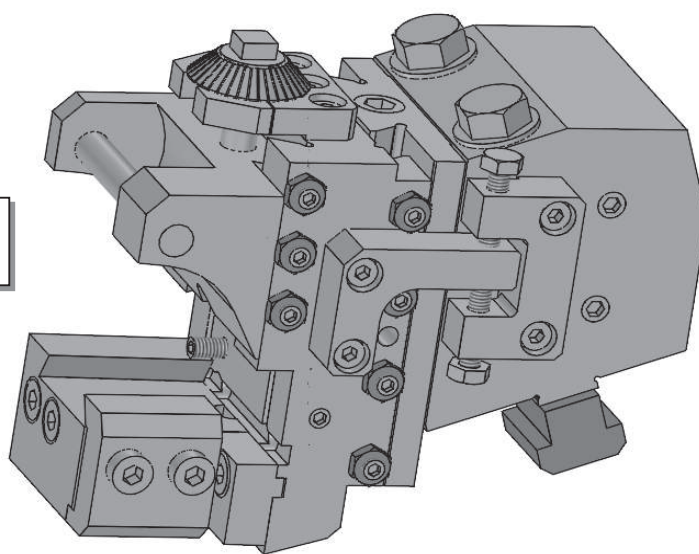
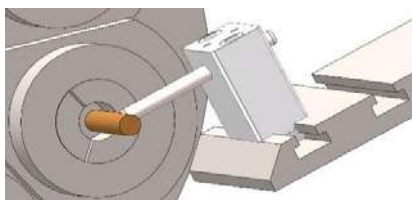
# CALBRATORI-SHAVING TOOLHOLDERS (SIZING)

CALBRATORE INCLINATO A 20° N°7618700 PER POS.3 PER ØA MAX 32mm  
20° INCLINED SHAVING TOOLHOLDER N°7618700 FOR POS.3 FOR ØA MAX 32mm

Da usare in pos.3 per permettere la rotazione del tamburo dei mandrini principali  
Used in pos.3 in order to allow the indexing

n°7618700  
WICKMAN 1"3/4-1"3/8

CALIBRO PER REGOLAZIONE CARRELLI A RICHIESTA - SETTING GAGE FOR SLIDE ADJUSTMENT ON REQUEST





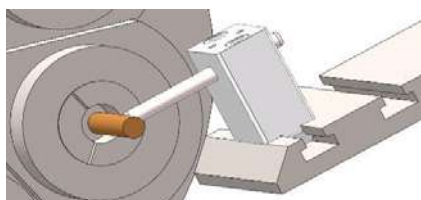
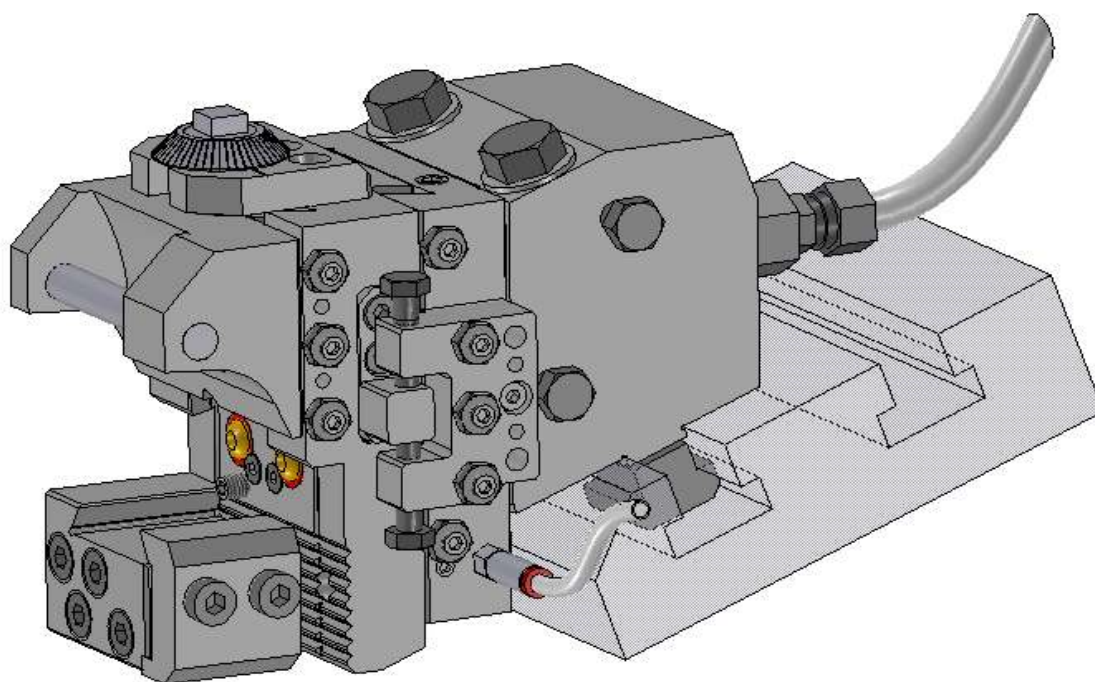
# CALBRATORI-SHAVING TOOLHOLDERS (SIZING)

**CALBRATORE INCLINATO A 20° N°7619300 PER POS.3 PER ØA MAX 32mm**  
**20°INCLINED SHAVING TOOLHOLDER N°7619300 DOR POS.3 FOR ØA MAX 32mm**

**CALBRATORE CON REFRIGERAZIONE DIRETTA SULL'UTENSILE**  
**SHAVING ATT. WITH INTERNAL COOLING DIRECTLY ON THE TOOL**

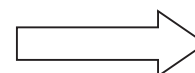
Da usare in pos.3 per permettere la rotazione del tamburo dei mandrini principali  
 Used in pos.3 in order to allow the indexing

**n°7619300**  
**WICKMAN 1"3/4-1"3/8**



**CALIBRO PER REGOLAZIONE CARRELLI A**  
**RICHIESTA - SETTING GAGE FOR SLIDE**

**Caratteristiche dimensionali vedi pagina 33.4**  
**Dimensions see pag. 33.4**



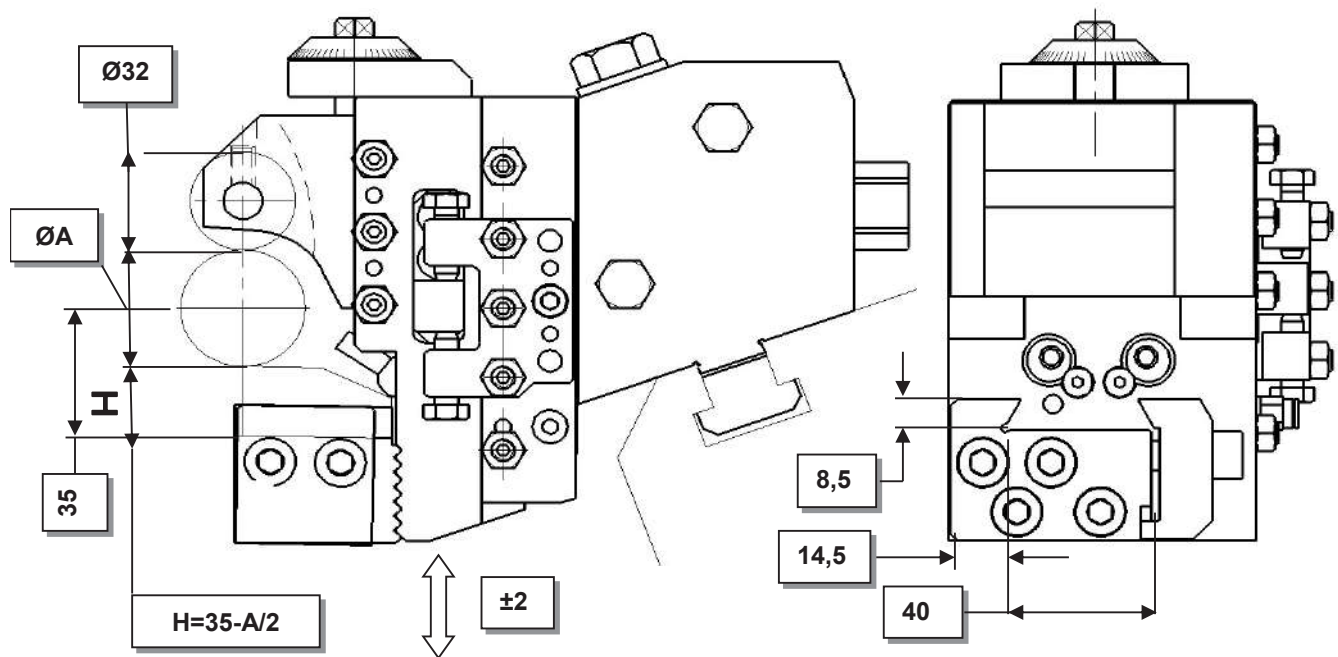
# CALBRATORI-SHAVING TOOLHOLDERS (SIZING)

CALBRATORE INCLINATO A 20° N°7619300 PER POS.3 PER ØA MAX 32mm  
20° INCLINED SHAVING TOOLHOLDER N°7619300 FOR POS.3 FOR ØA MAX 32mm

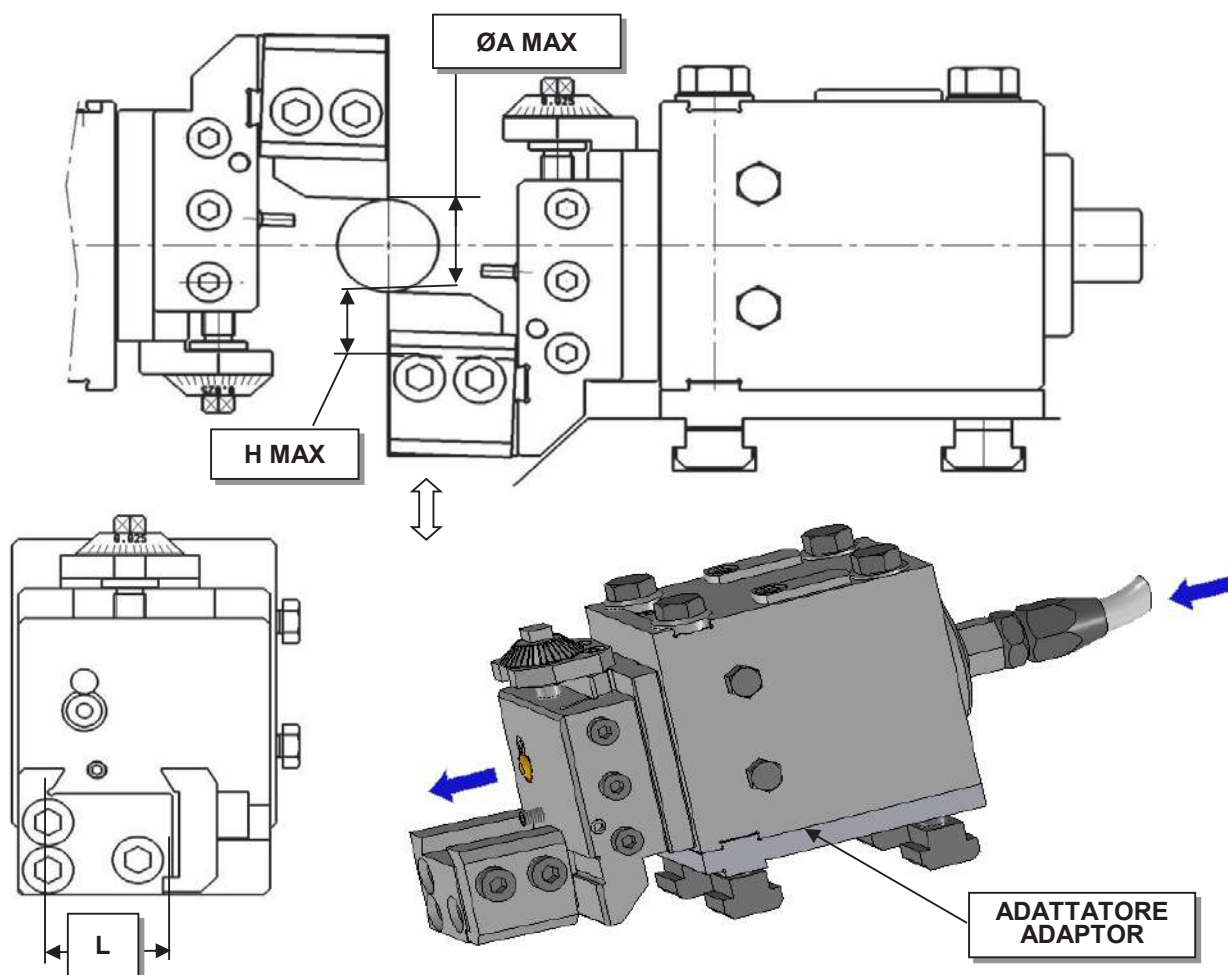
CALBRATORE CON REFRIGERAZIONE DIRETTA SULL'UTENSILE  
SHAVING ATT. WITH INTERNAL COOLING DIRECTLY ON THE TOOL

Da usare in pos.3 per permettere la rotazione del tamburo dei mandrini principali  
Used in pos.3 in order to allow the indexing

**n°7619300**  
**WICKMAN 1"3/4-1"3/8**



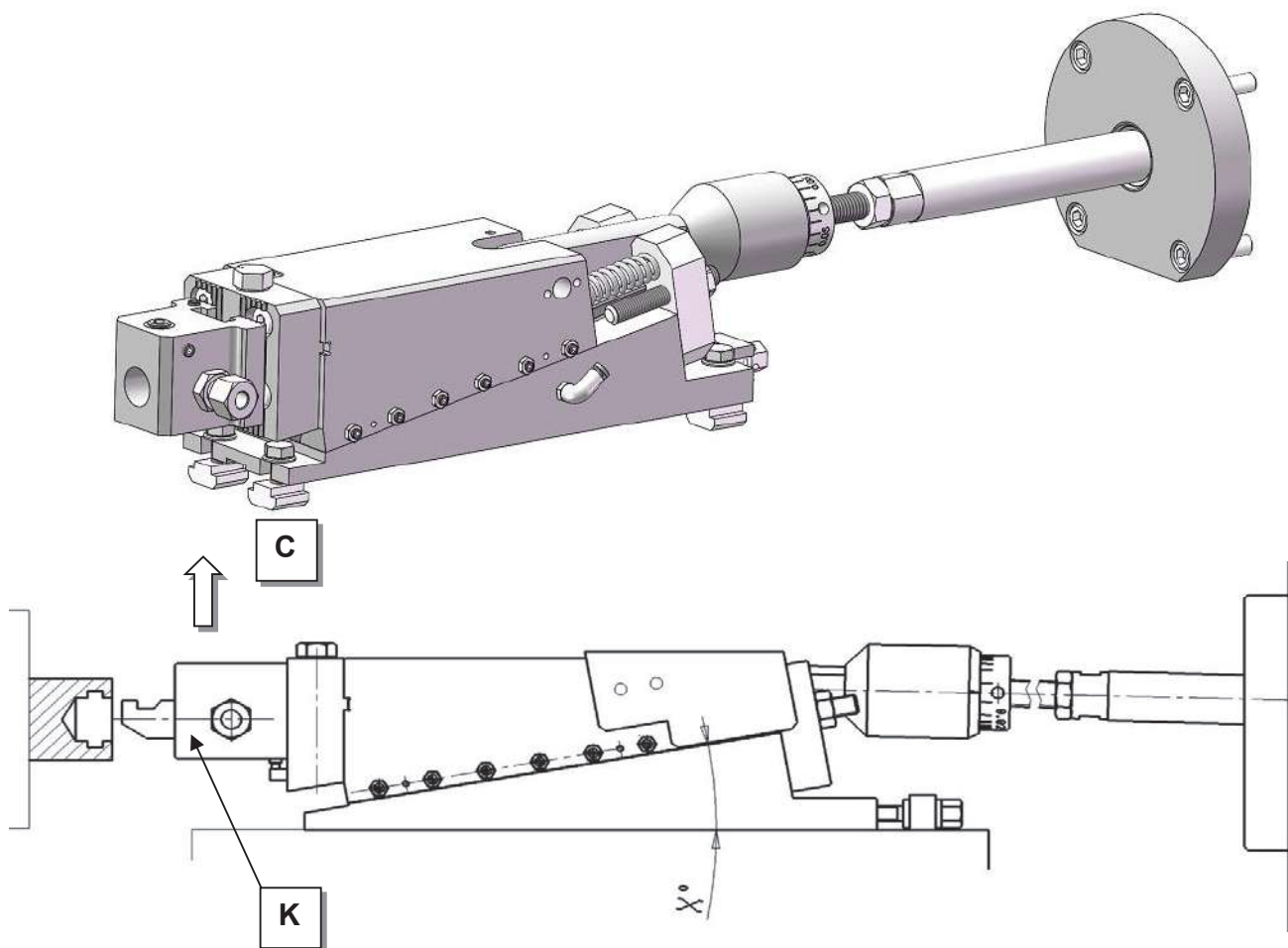
# PORTA UTENSILE TANGENZIALE SKIVING TOOLHOLDER



MODELLO	POS.	GRUPPO	ADATTATORE				con refrigerazione	senza refrigerazione
MODEL		GROUP	ADAPTOR	L	H	ØA	with coolant	without coolant
5/8"	2	992600	992700	23	17	20	X	
	3	992600	992800	23	19	20	X	
	4	992600	992700	23	24,5	20	X	
	5	992600	992700	23	19	20	X	
1"	2-3-4-5	992600	993200	23	24,5	20	X	
1"3/4-1"3/8	2-3-4-5	992600	993800-1	23	24,5	20	X	
1"3/4-1"3/8	2-3-4-5	992100	993100	28-40	40	42	X	
2"1/4	2-3-4	994400	-	28-40	50	55		X
2"5/8-3"1/2	2-3-4-5	993400	993600	28-40	45	48		X

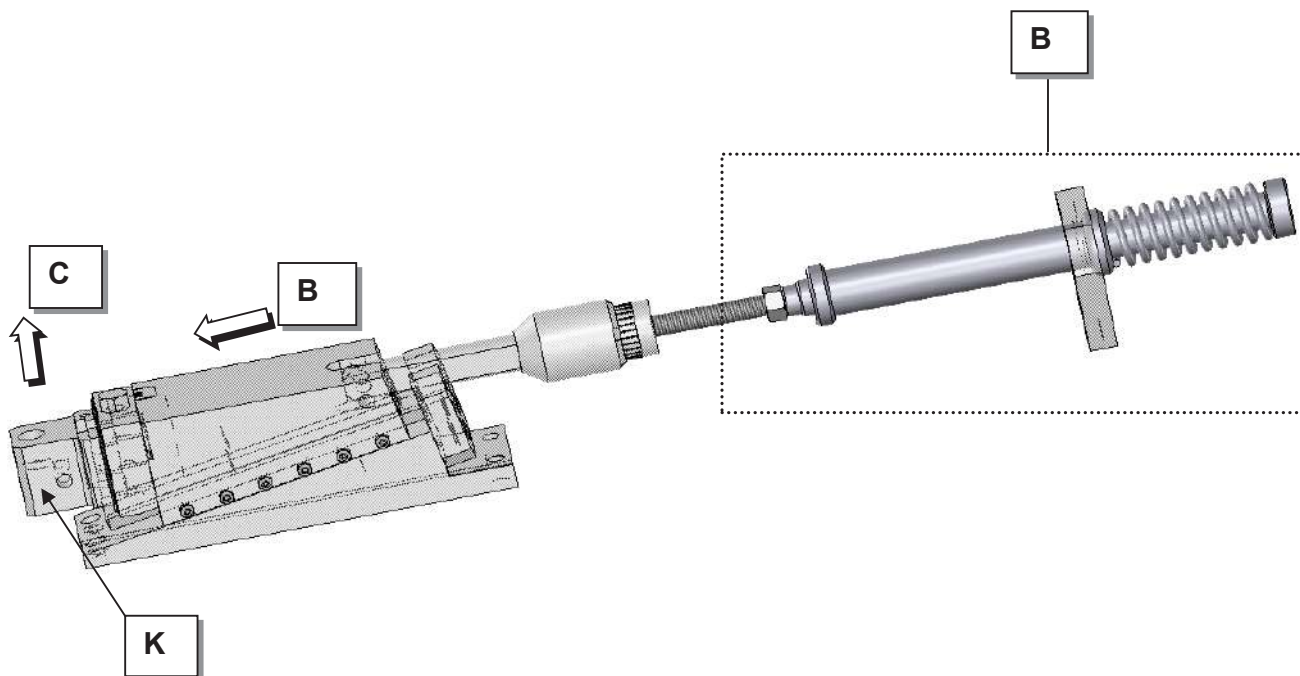
ALTRI TIPI DI ATTACCHI UTENSILE A RICHIESTA  
OTHER DOVETAIL SIZES ON REQUEST

# TESTINA PER RECESSI A RAMPA RAMP TYPE RECESSING



MODELLO MODEL	pos.	C	X°	GRUPPO COMPLETO	PORTA UTENSILE -K- TOOLHOLDER -K-					
				COMPLETE UNIT	Ø10	Ø14	Ø16	Ø18	Ø20	Ø25
5/8"	2.....5	9	10°	0089900-1	0085704	0082009	0083004		0082305	
1"	2.....5	9	10°	0080200			0080222	0080217	0080205	0080305
1"8	2.....7	9	10°	00813000			0080222	0080217	0080205	0080305
1 3/4"-1 3/8"	2.....5	12	10°	0089000-2			0080405		0080401	0080404
1 3/4"-1 3/8"	2.....5	5	8°	00812700-1			0080405		0080401	0080404
1 3/4"-1 3/8"	2.....5	5	6°	00810700-1			0080405		0080401	0080404
1"3/4 8 mandrini 1"3/4 8 spindle	2.....7	9	8°	0082100-2				0080713	0080712	0080701
2"1/4	2.....5	9	8°	0082100-2				0080713	0080712	0080701
2"5/8-3"1/4	2.....5	8	8°	0084300				0080713	0080712	0080701

## GRUPPO TRASFORMAZIONE TESTINA PER RECESSI IN PASSATA AXIAL TURNING RAMP TYPE RECESSING TRASFORMATION



Le testine per recessi oltre che eseguire recessi interni in tornitura radiale, mediante il gruppo -B- possono essere trasformate per eseguire recessi in tornitura radiale e assiale.

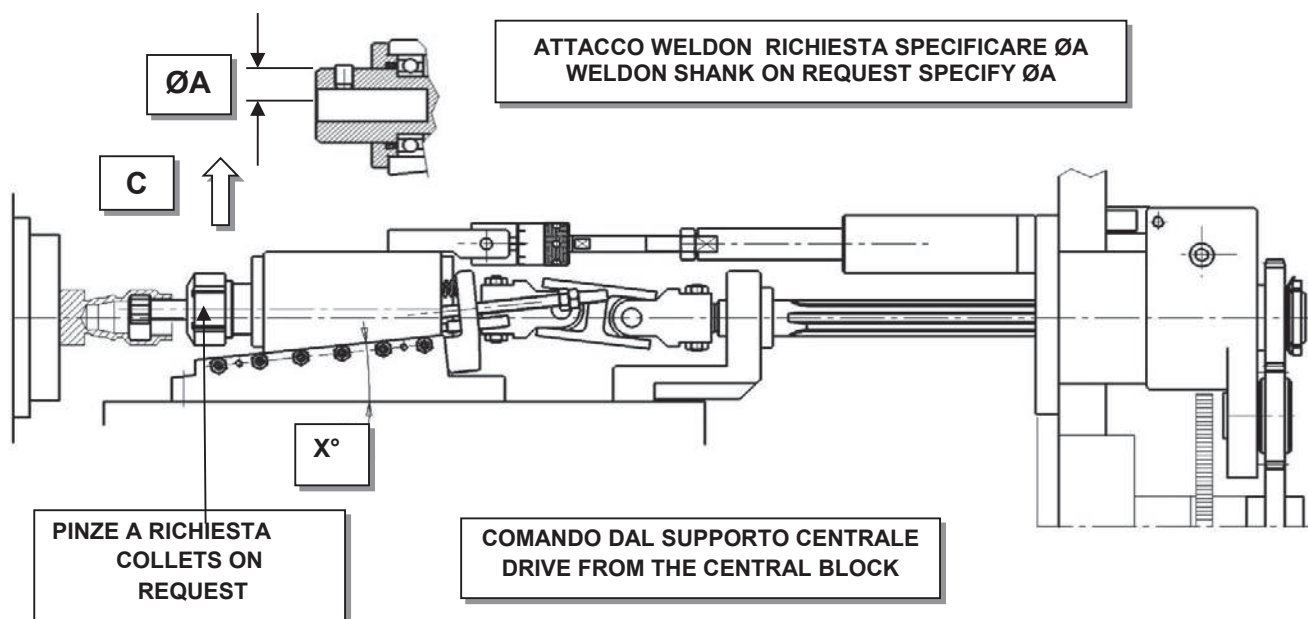
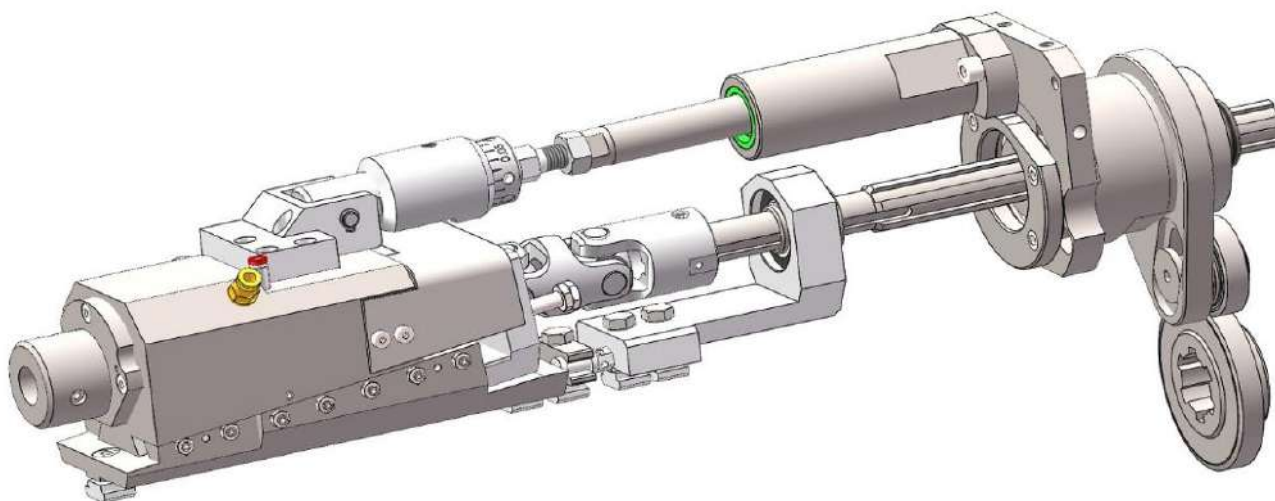
These attachments allow radial recessing with -B- device is also possible to get radial and longitudinal recessing

MODELLO	pos.	B	C	GRUPPO TRASFORMAZIONE IN PASSATA -B-  AXIAL TURNING TRASFORMATION UNIT -B-	testina per recessi	PORTA UTENSILE -K- TOOLHOLDER -K-				
					recessing unit	Ø14	Ø16	Ø18	Ø20	Ø25
1"	2.....5	25	9	0087500	0080200		0080222	0080217	0080205	0080305
1 3/4"-1 3/8"	2.....5	25	9	0089500	0089000		0080222	0080217	0080205	0080305
2"1/4	2.....5	28	8	0089600	0082100-2			0080713	0080712	0080701
2"5/8-3"1/4	2.....7	28	8	0089200	0084300			0080713	0080712	0080701



# RECESSITORE ROTANTE A RAMPA RAMP ROTARY RECESSING ATT.

Gruppo particolarmente adatto per lavorazioni interne di materiali a truciolo lungo.  
L'espulsione del truciolo viene aiutata dalla sua frantumazione data dalla fresa.  
Suitable for internal machining with long chip material. Chip expulsion is facilitated by crushing.

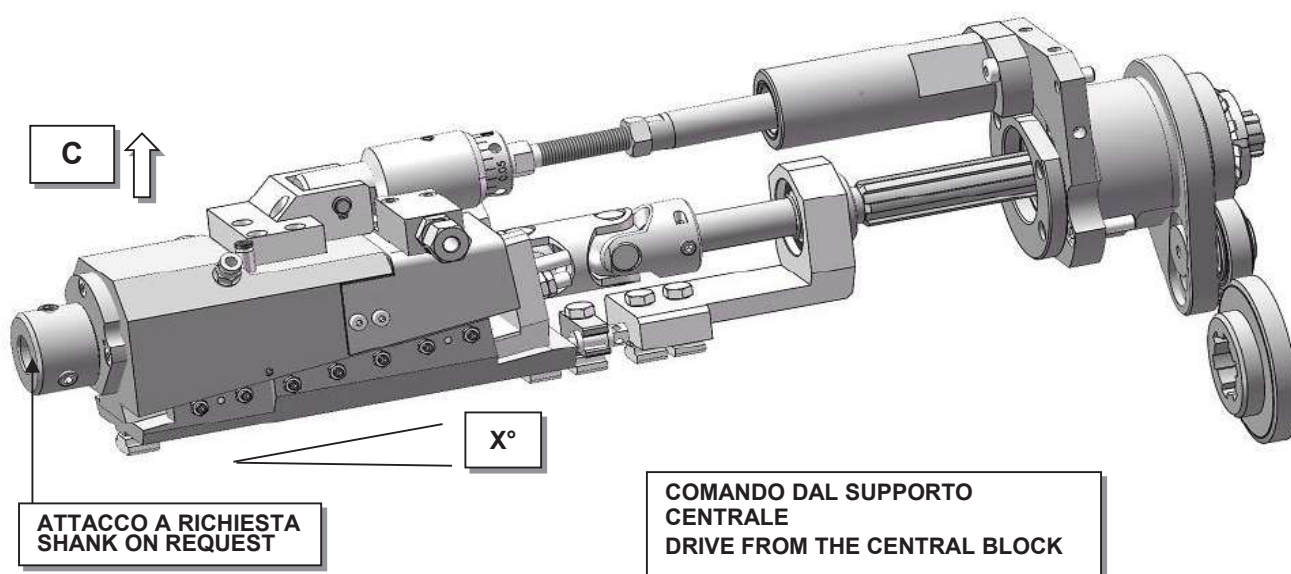


MODELLO MODEL	X°	C	GRUPPO COMPLETO COMPLETE UNIT	PINZE COLLETS
1" pos.1-2-3-4-5	6°	4,50	A3112800	ER32
IL GRUPPO E' FORNITO CON RAPPORTO DI TRASMISSIONE A RICHIESTA UNIT IS SUPPLIED WITH RATIO ON REQUEST 1,5:1 1,59:1 1,63:1 1,74:1 1,8:1 2,48:1				
1"3/4-1"3/8 pos.1-2-3-4-5	6°	5,50	A316900	ER32
IL GRUPPO E' FORNITO CON RAPPORTO DI TRASMISSIONE A RICHIESTA UNIT IS SUPPLIED WITH RATIO ON REQUEST 1,56:1 1,6:1 1,7:1 1,8:1 2:1 2,43:1				
2"1/4	6°	6,00	A312200	ER40
IL GRUPPO E' FORNITO CON RAPPORTO DI TRASMISSIONE A RICHIESTA UNIT IS SUPPLIED WITH RATIO ON REQUEST 1,56:1 1,8:1 2:1				



## RECESSITORE ROTANTE A RAMPA CON REFRIGERAZIONE INTERNA RAMP ROTARY RECESSING ATT.WITH COOLANT FOR CORED DRILLS

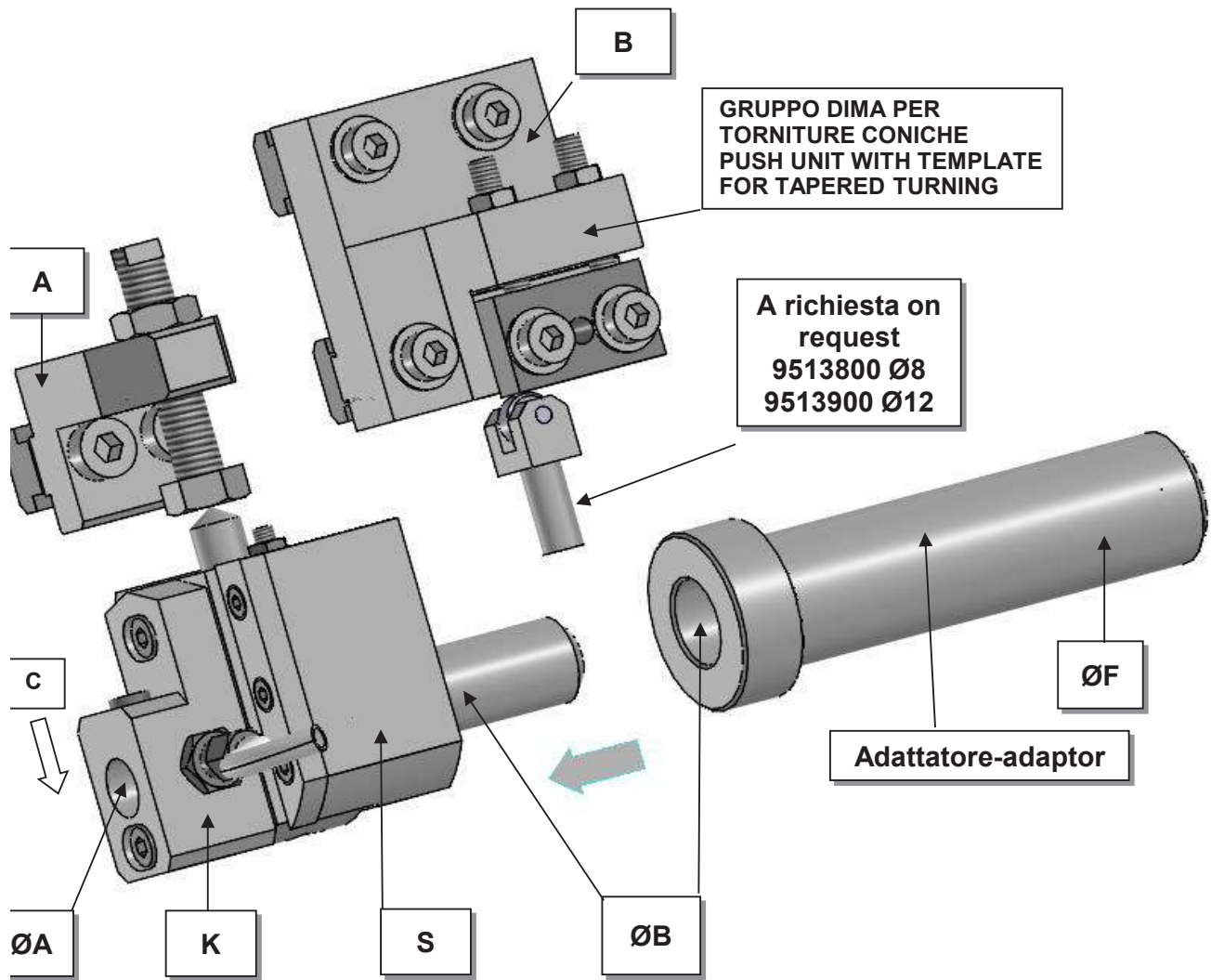
Gruppo particolarmente adatto per lavorazioni interne di materiali a truciolo lungo.  
L'espulsione del truciolo viene aiutata dalla frantumazione data dalla fresa e dall'alta pressione.  
Suitable for internal machining with long chip material. Chip expulsion is facilitated by crushing and high pressure.



n.b. per la refrigerazione interna e' necessario un impianto supplementare con una pompa di 30bar minimo  
For through coolant, it will be necessary to have an independent coolant with a minimum of 30 bars pressure,

MODELLO MODEL	X°	C	GRUPPO COMPLETO COMPLETE UNIT	PINZE COLLETS
<b>DA SUPPORTO CENTRALE FROM CENTRAL BLOCK</b>				
<b>1" pos.1-2-3-4-5</b>	<b>6°</b>	<b>4,50</b>	<b>A3112900</b>	<b>weldon Ø20</b>
IL GRUPPO E' FORNITO CON RAPPORTO DI TRASMISSIONE A RICHIESTA UNIT IS SUPPLIED WITH RATIO ON REQUEST 1,5:1 1,59:1 1,63:1 1,74:1 1,8:1 2,48:1				
<b>DA SUPPORTO CENTRALE FROM CENTRAL BLOCK</b>				
<b>1"3/4-1"3/8 pos.3-4-5</b>	<b>6°</b>	<b>5,50</b>	<b>A317100</b>	<b>ER32</b>
IL GRUPPO E' FORNITO CON RAPPORTO DI TRASMISSIONE A RICHIESTA UNIT IS SUPPLIED WITH RATIO ON REQUEST 1,56:1 1,6:1 1,7:1 1,8:1 2:1 2,43:1				

# TESTINE PER RECESSI-PUSH TYPE RECESSING UNIT



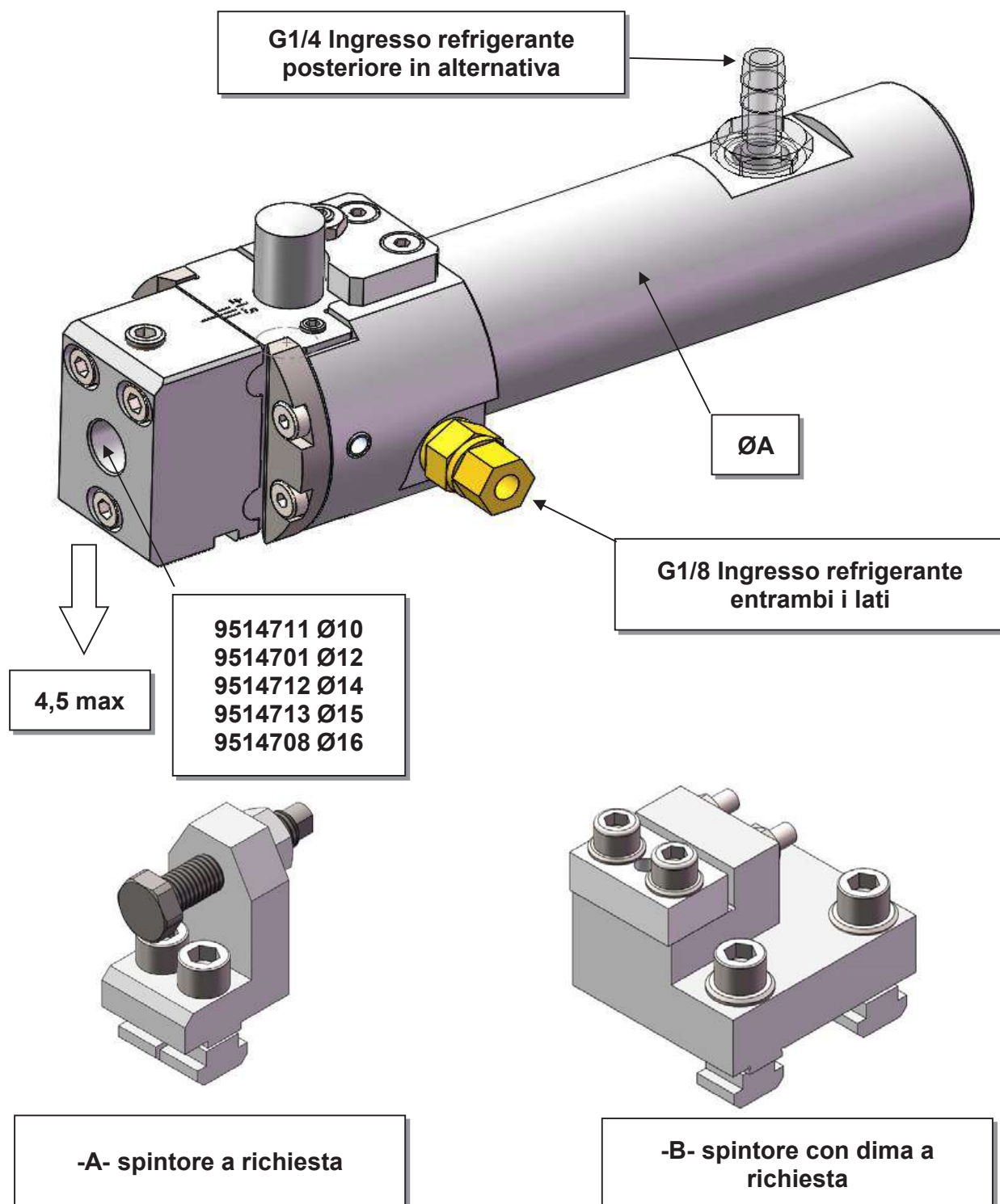
ODELLO	CORSA C	ATTACCO	-S-TESTINA PER	SPINTORE		ØA	
ODEL	TRAVELC	ØF	RECESSI	PUSH UNIT	Adattatore	A RICHIESTA	ØB
		SHANK	RECESSING UNIT	N°	ADAPTOR	ON REQUEST	
1"	14,00	Ø44,45	951400	9510500 (A)	958800	12;14;16	20
1"	16,00	Ø40	958900	9510500 (A)	957400-1	18;20	25
1"	16,00	Ø44,45	958900	9510500 (A)	957100-1	18;20	25
'3/4-1"3/8	16,00	Ø50,8	958900	9512000 (B) 9510000 (A)	957600	18;20	25

ER SLITTE INDIPENDENTI POS.4 E 5  
OR INDEPENDENT SLIDES IN POS.4 AND 5

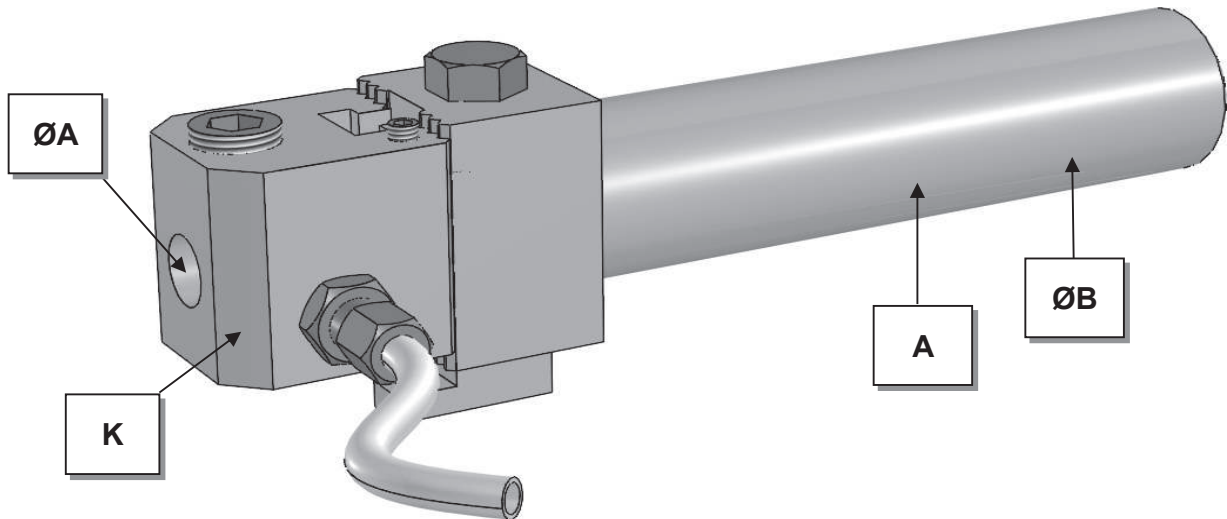
# TESTINE PER RECESSI CON REFRIGERAZIONE INTERNA TYPE RECESSING UNIT CON WITH COOLANT FOR CORED DRILLS

n°9514700-1 ØA=40

n°9516500 ØA=30

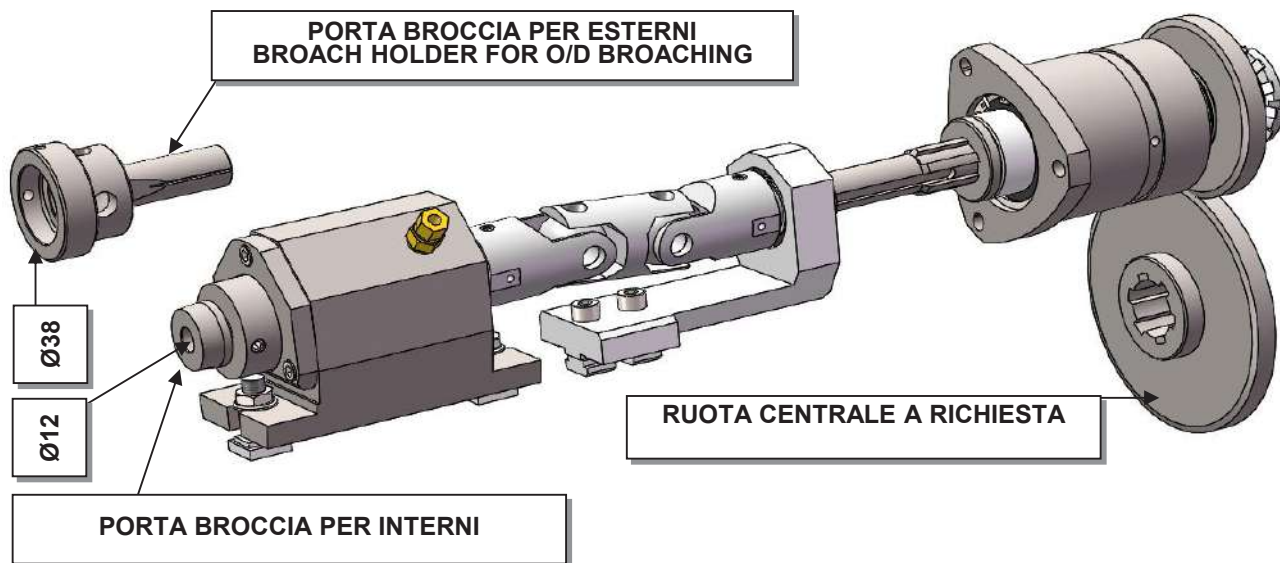


# PORTA BARENO MODULARE PER TORNITURE INTERNE MODULAR TYPE BORING TOOLHOLDER FOR INTERNAL TURNING



TORRETTA (A) TURRET (A)	ØB	PORTA UTENSILE -K- TOOLHOLDER -K- ATTACCO SHANK ØA		
		Ø16	Ø20	Ø25
957900	40,00	957901A		
956500	44,45		952402A	950702A
950700	50,00		952402A	950702A
950800	60,00		952402A	950702A
952400	50,80		952402A	950702A

## BROCCIATORE SINCRONO INCLINATO 1° SYNCR0 BROACHING ATT.1° INCLINED



INCLUSO PORTA BROCCIA PER INTERNI O PER ESTERNI  
WITH BROACH HOLDER FOR O/D OR I/D BROACHING

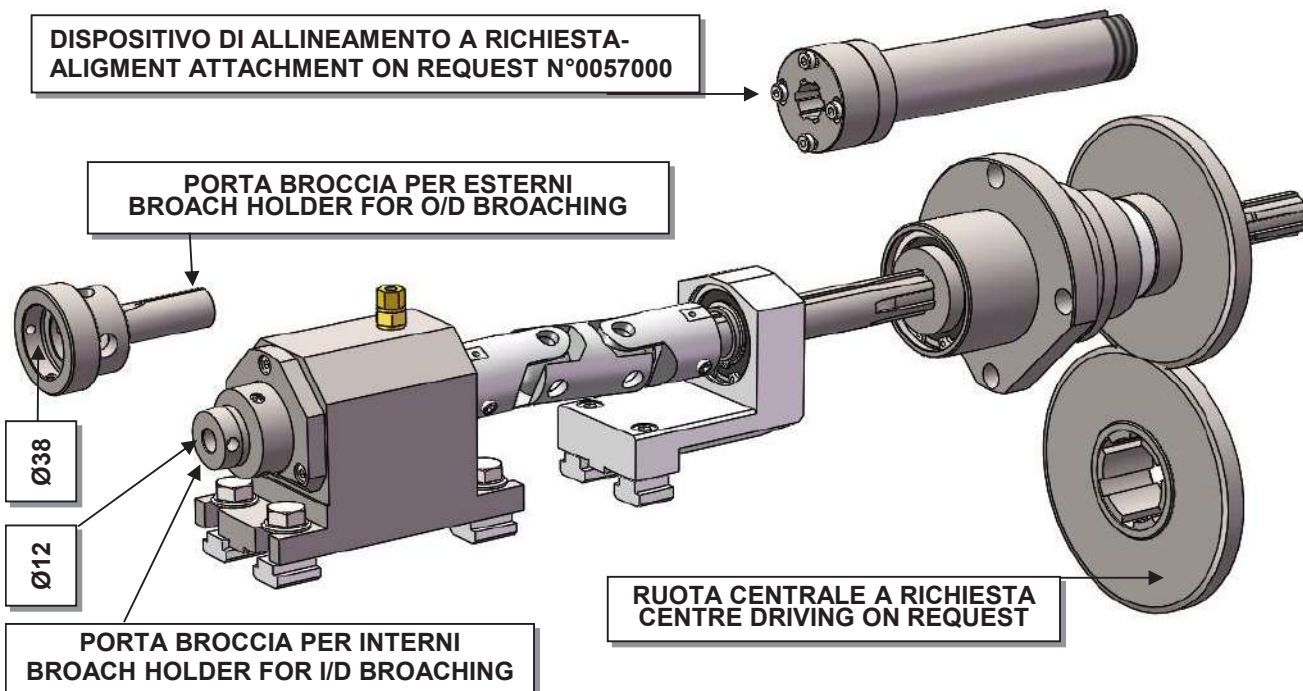
MODELLO MODEL	GRUPPO N° GROUP N°
1"	0057100

IL GRUPPO E' FORNITO SENZA LA RUOTA CENTRALE N°0050507  
UNIT IS SUPPLIED WITHOUT CENTRE DRIVING GEAR DRAWING N°0050507

1"ACW-6-25 ACW	0057200
----------------	---------

IL GRUPPO E' FORNITO SENZA LA RUOTA CENTRALE N°0050507  
UNIT IS SUPPLIED WITHOUT CENTRE DRIVING GEAR DRAWING N°0057201

DISPOSITIVO DI ALLINEAMENTO A RICHIESTA-  
ALIGNMENT ATTACHMENT ON REQUEST N°0057000



1"3/4-1"3/8	0053500
-------------	---------

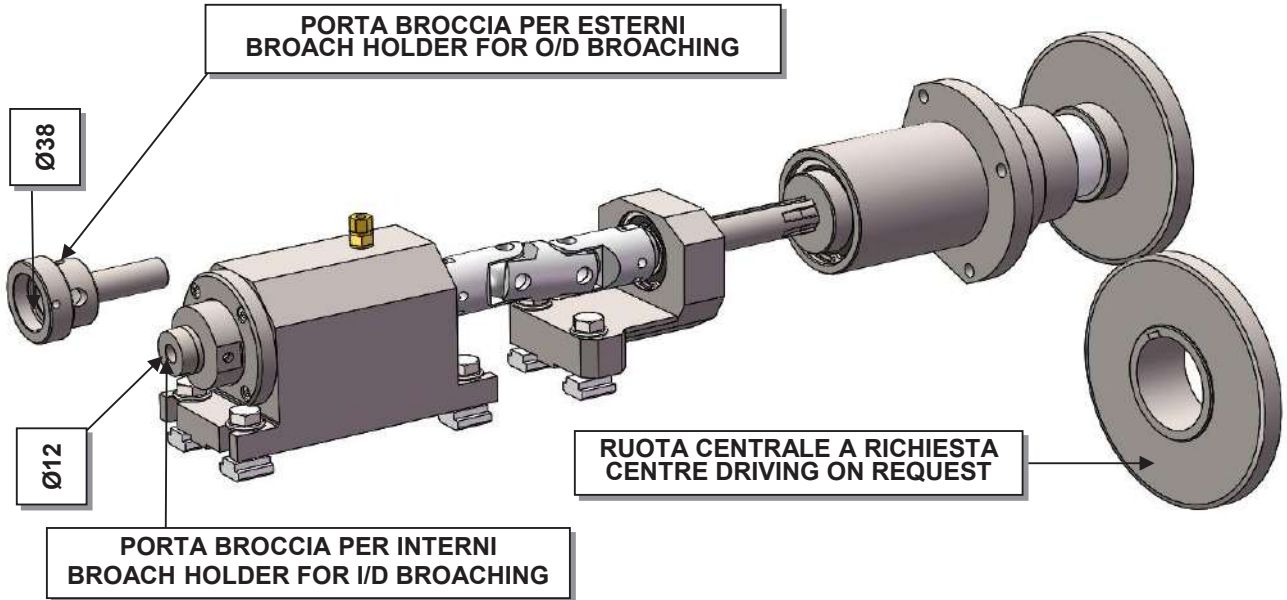
IL GRUPPO E' FORNITO SENZA LA RUOTA CENTRALE N°822314  
UNIT IS SUPPLIED WITHOUT CENTRE DRIVING GEAR DRAWING N°822314

1"3/4-1"3/8 ACW-6-44 ACW	0057400
--------------------------	---------

IL GRUPPO E' FORNITO SENZA LA RUOTA CENTRALE N°0052900  
UNIT IS SUPPLIED WITHOUT CENTRE DRIVING GEAR DRAWING N°0052900



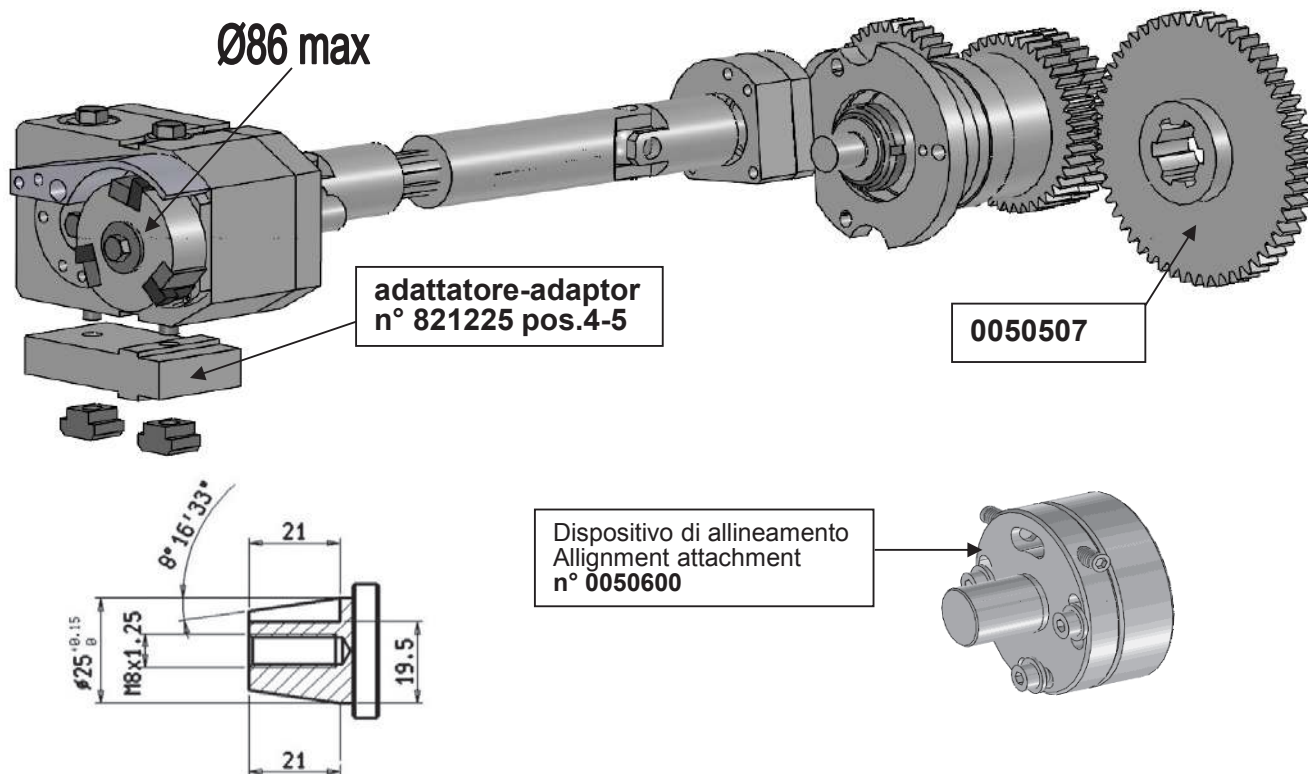
# BROCCIATORE SINCRONO INCLINATO 1° SYNCR0 BROACHING ATT.1° INCLINED



MODELLO MODEL	GRUPPO N° GROUP N°
2"1/4	0057300
IL GRUPPO E' FORNITO SENZA LA RUOTA CENTRALE N°828201 UNIT IS SUPPLIED WITHOUT CENTRE DRIVING GEAR DRAWING N°828201	



# POLIGONALE FRESA FILETTI E INTAGLI VARI FLAT GENERATING/THREAD MILLING AND BALL SLOTS ATT

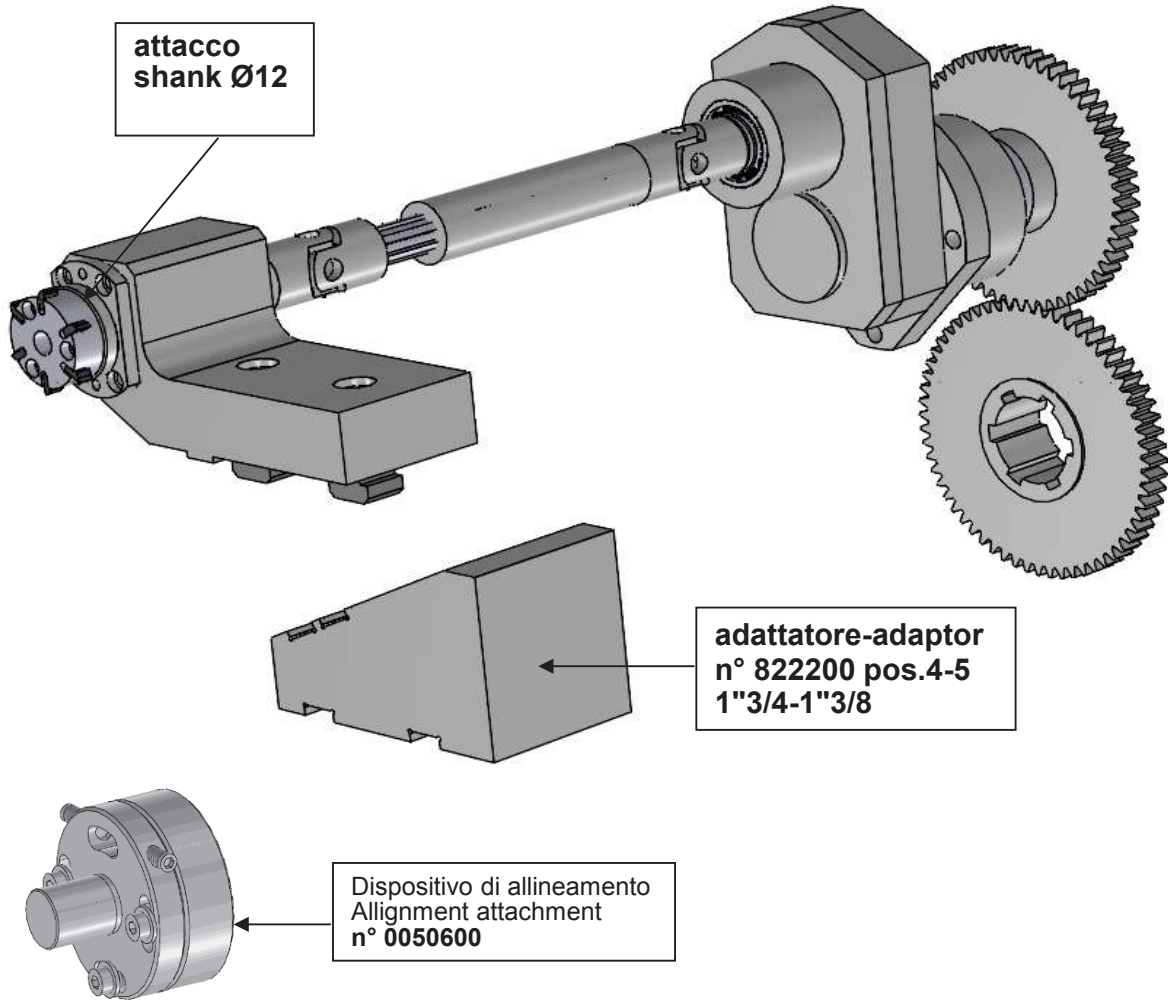


MODELLO MODEL	GRUPPO N° GROUP N°
1" POS.3-4-5	8214200
IL GRUPPO E' FORNITO SENZA LA RUOTA CENTRALE N°0050507 UNIT IS SUPPLIED WITHOUT CENTRE DRIVING GEAR DRAWING N°0050507	

IL GRUPPO E' PREDISPOSTO CON RUOTE PER POLIGONALE E FRESA FILETTI  
THE UNIT IS SUPPLIED WITH A SET OF GEARS FOR FLAT GENERATING AND THREAD MILLING

LE RUOTE PER INTAGLI SONO FORNITE SU RICHIESTA DISEGNI N°821216+821217  
DRIVING GEARS FOR BALL SLOTS ARE SUPPLIED ON REQUEST DRWG 821216+821217

# APPARECCHIO PER SPACCO SFERA BALL SLOTS ATT.



MODELLO MODEL	GRUPPO N° GROUP N°
1" POS. 2	824800+824900

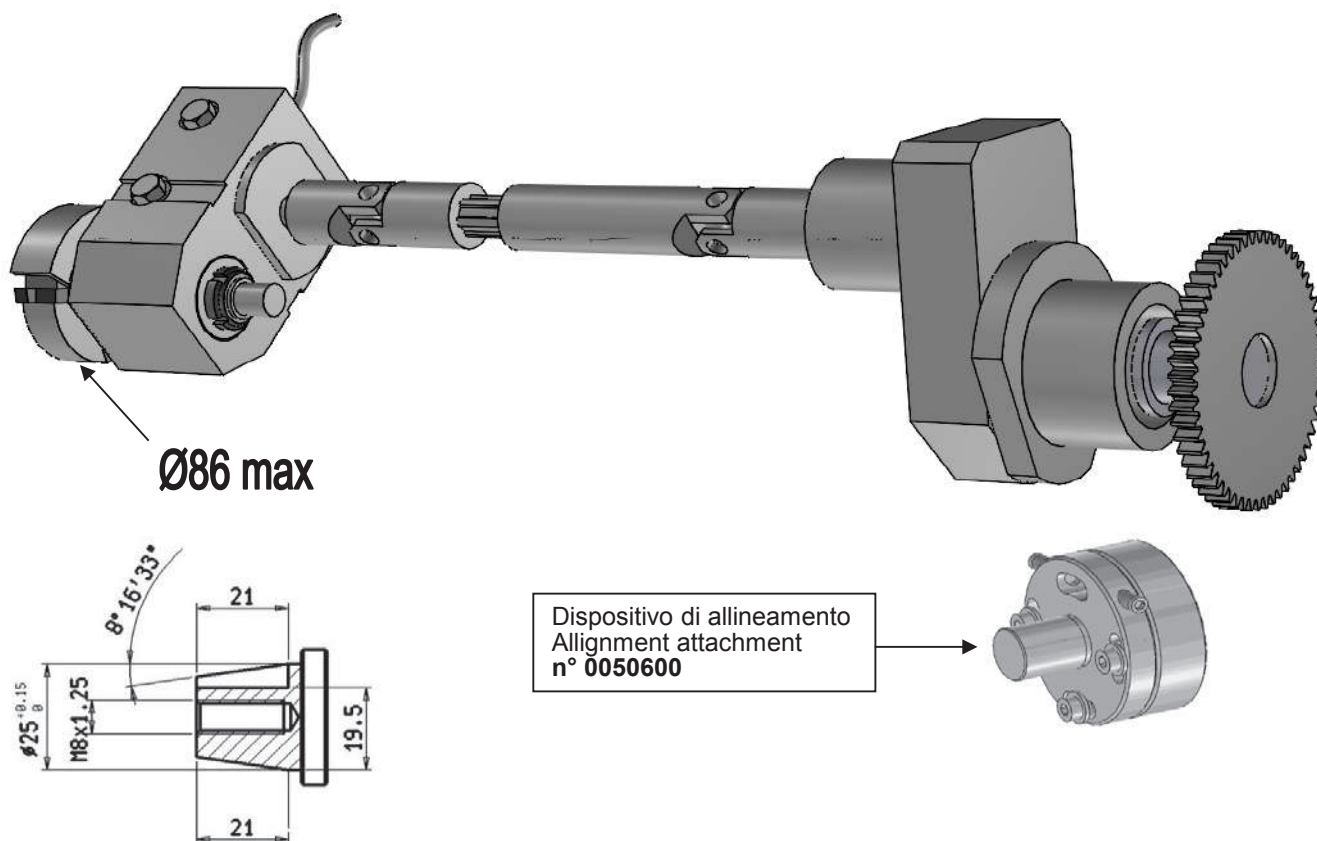
IL GRUPPO E' FORNITO SENZA LA RUOTA CENTRALE N°0050507  
UNIT IS SUPPLIED WITHOUT CENTRE DRIVING GEAR DRAWING N°0050507

1" 3/4-1"3/8 POS. 2-3-4-5	823100
---------------------------	--------

IL GRUPPO E' FORNITO SENZA LA RUOTA CENTRALE N°822314  
UNIT IS SUPPLIED WITHOUT CENTRE DRIVING GEAR DRAWING N°822314

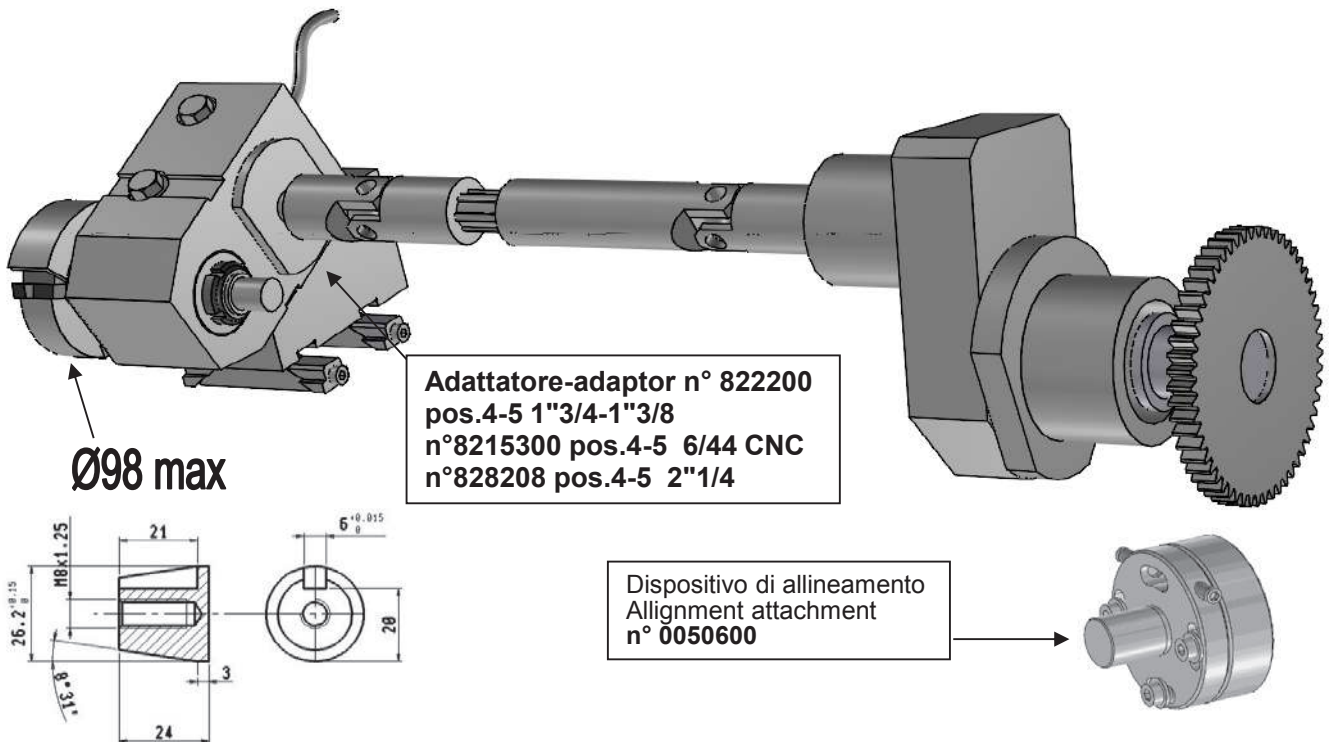
ADATTATORE POS.4-5 DIS.N°822200 A RICHIESTA  
ADAPTOR POS.4-5 DRWG N°822200 ON REQUEST

## POLIGONALE FRESA FILETTI E INTAGLI VARI FLAT GENERATING THREAD MILLING AND BALL SLOTS ATT.



MODELLO MODEL	GRUPPO N° GROUP N°
1" POS. 2	825000
IL GRUPPO E' FORNITO SENZA LA RUOTA CENTRALE N°0050507 UNIT IS SUPPLIED WITHOUT CENTRE DRIVING GEAR DRAWING N°0050507	
IL GRUPPO E' PREDISPOSTO CON RUOTE PER POLIGONALE O FRESA FILETTI O INTAGLI THE UNIT IS SUPPLIED WITH A SET OF GEARS FOR FLAT GENERATING OR THREAD MILLING OR BALL SLOTS	

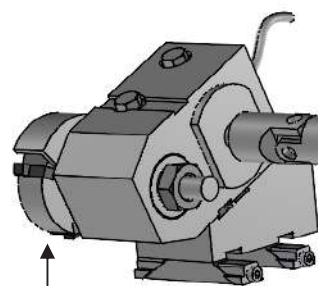
# POLIGONALE FRESA FILETTI E INTAGLI VARI FLAT GENERATING THREAD MILLING AND BALL SLOTS ATT.



MODELLO MODEL	GRUPPO N° GROUP N°
1"3/4-1"3/8 POS. 2-3-4-5	822300-1
IL GRUPPO E' FORNITO SENZA LA RUOTA CENTRALE N°822314 UNIT IS SUPPLIED WITHOUT CENTRE DRIVING GEAR DRAWING N°822314	
IL GRUPPO E' PREDISPOSTO CON RUOTE PER POLIGONALE O FRESA FILETTI O INTAGLI THE UNIT IS SUPPLIED WITH A SET OF GEARS FOR FLAT GENERATING OR THREAD MILLING OR BALL SLOTS	
ADATTATORE-ADAPTOR POS. 4-5 N°822200	
1"3/4-1"3/8 ACW POS. 2-3-4-5	826800
IL GRUPPO E' FORNITO SENZA LA RUOTA CENTRALE N°0052902 UNIT IS SUPPLIED WITHOUT CENTRE DRIVING GEAR DRAWING N°0052902	
IL GRUPPO E' PREDISPOSTO CON RUOTE PER POLIGONALE O FRESA FILETTI O INTAGLI THE UNIT IS SUPPLIED WITH A SET OF GEARS FOR FLAT GENERATING OR THREAD MILLING OR BALL SLOTS	
ADATTATORE-ADAPTOR POS. 4-5 N°822200	
6/44 CNC	826800
IL GRUPPO E' FORNITO SENZA LA RUOTA CENTRALE N°0052902 UNIT IS SUPPLIED WITHOUT CENTRE DRIVING GEAR DRAWING N°0052902	
IL GRUPPO E' PREDISPOSTO CON RUOTE PER POLIGONALE O FRESA FILETTI O INTAGLI THE UNIT IS SUPPLIED WITH A SET OF GEARS FOR FLAT GENERATING OR THREAD MILLING OR BALL SLOTS	
ADATTATORE-ADAPTOR POS. 4-5 N°8215300	
2"1/4	828200
IL GRUPPO E' FORNITO SENZA LA RUOTA CENTRALE N°828201 UNIT IS SUPPLIED WITHOUT CENTRE DRIVING GEAR DRAWING N°828201	
IL GRUPPO E' PREDISPOSTO CON RUOTE PER POLIGONALE O FRESA FILETTI O INTAGLI THE UNIT IS SUPPLIED WITH A SET OF GEARS FOR FLAT GENERATING OR THREAD MILLING OR BALL SLOTS	
ADATTATORE-ADAPTOR POS. 4-5 N°828208	

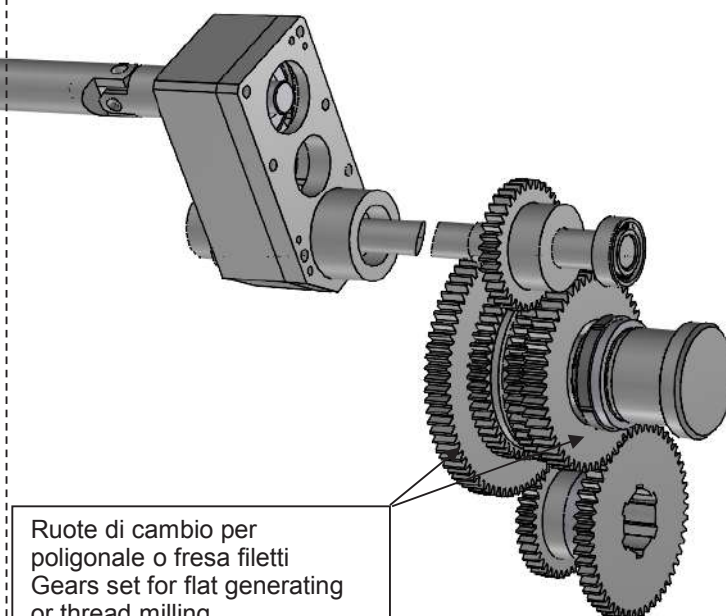
**POLIGONALE FRESA FILETTI**  
**FLAT GENERATING THREAD MILLING**  
**WCKMAN 1 3/4"-1 3/8"**

8212900 pos.4-5

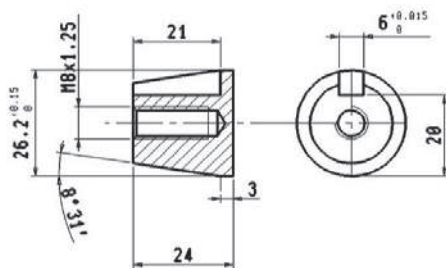


Ø98 max

8212700 dalla/from pos.3  
 8212800 dalla/from pos.6

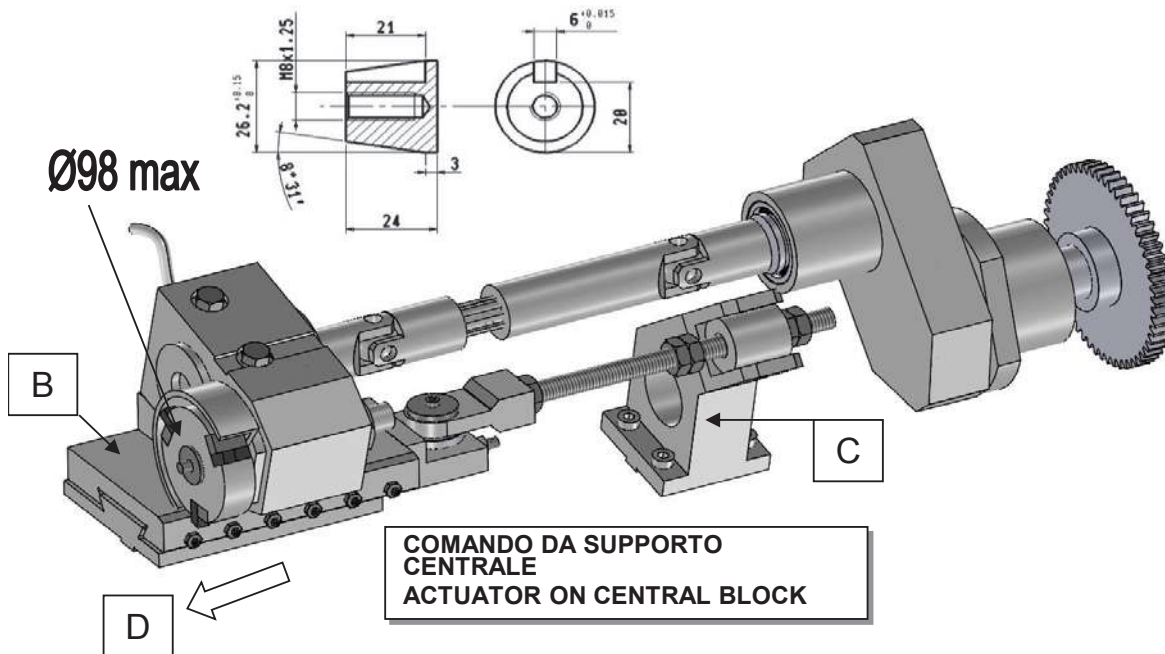


Ruote di cambio per  
 poligonale o fresa filetti  
 Gears set for flat generating  
 or thread milling

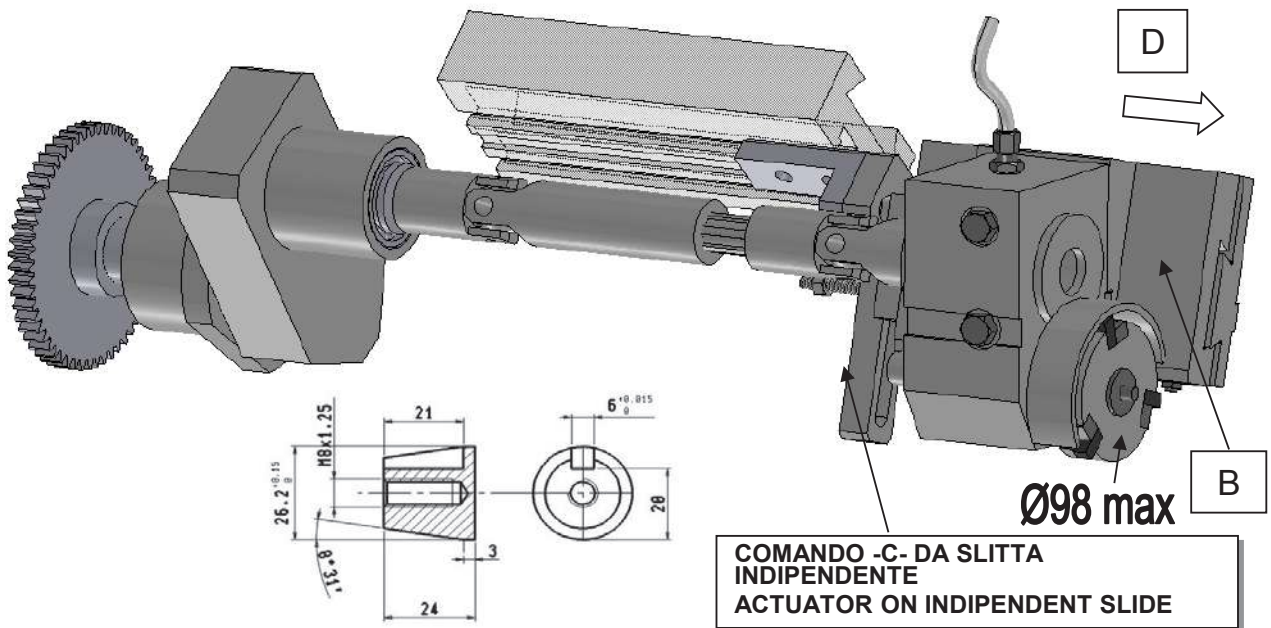




# GRUPPO SLITTA PER POLIGONATURE IN PASSATA POLYGONAL ATT.SLIDE FOR AXIAL TRAVEL



MODELLO MODEL	pos.	GRUPPO POLIGONALE POLYGONAL ATT.	SLITTA -B- CON COMANDO -C- SLIDE -B- WITH ACTUATOR -C-	D	
1"3/4-1"3/8	3	822300	9713700	40	
		COMPLETE UNIT	ACTUATOR BY CENTRAL BLOCK		
1"3/4-1"3/8	3	822300	979800	40	
			ACTUATOR BY INDEPENDENT		
1"3/4-1"3/8	2	GRUPPO COMPLETO COMPLETE UNIT	824100	26	RAPPORTO RATIO
CENTRE DRIVING GEAR N°822314 EXCLUDING ACTUATOR BY CENTRAL BLOCK					1:1

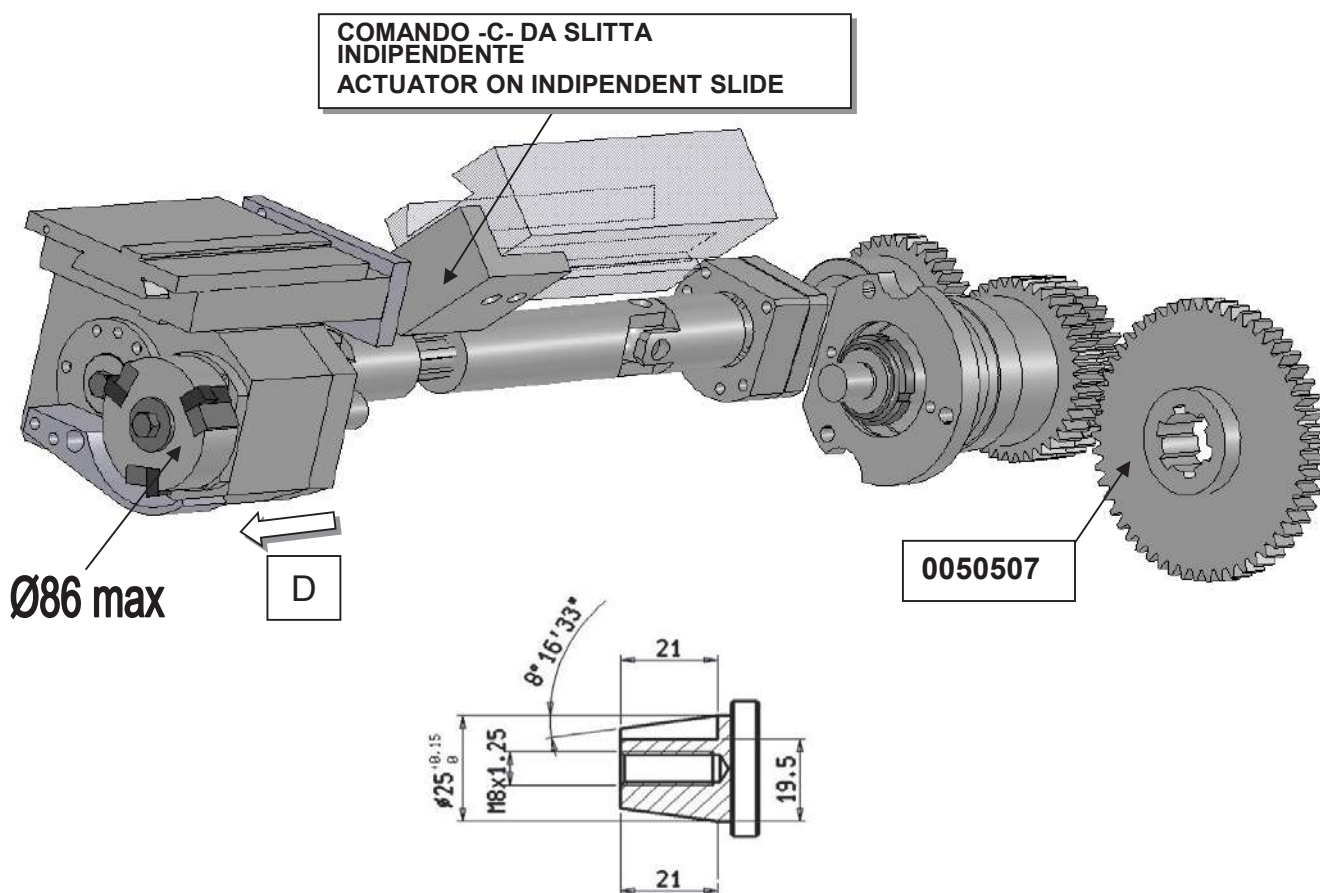


MODELLO MODEL	pos.	GRUPPO POLIGONALE POLYGONAL ATT.	SLITTA -B- CON COMANDO -C- SLIDE -B- WITH ACTUATOR -C-	D
1"3/4-1"3/8	4	822300-1	9739400-1	30
CENTRE DRIVING GEAR N°822314 EXCLUDING				



## POLYGONAL ATT.SLIDE FOR AXIAL TRAVEL

Wickman 1" pos.4  
dis.n°971600-1

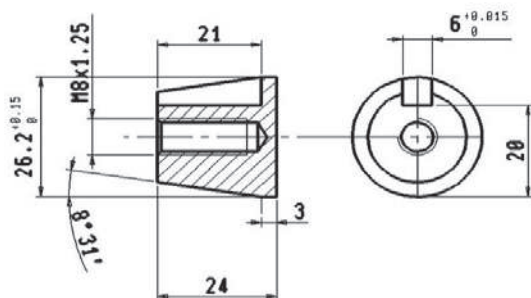
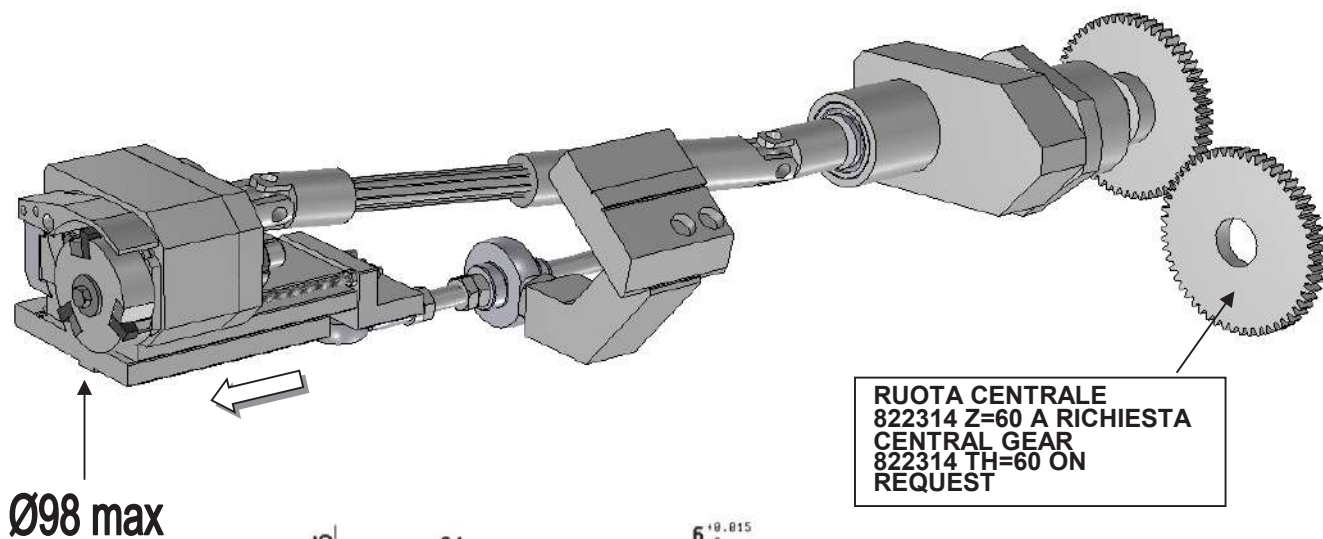


# POLYGONAL ATT.SLIDE FOR AXIAL TRAVEL

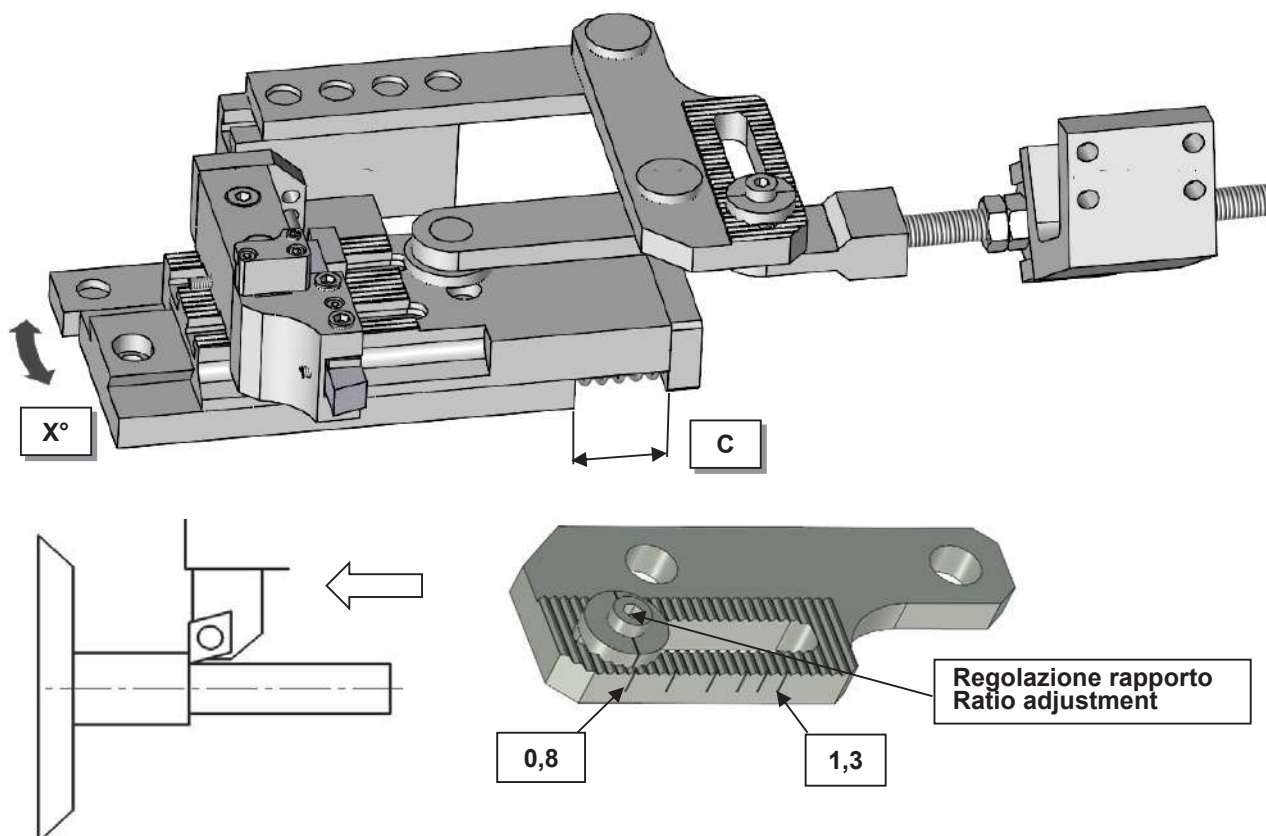
Wickman 1"3/4 pos.2

dis.n°8215200

rapporto ratio 2:1

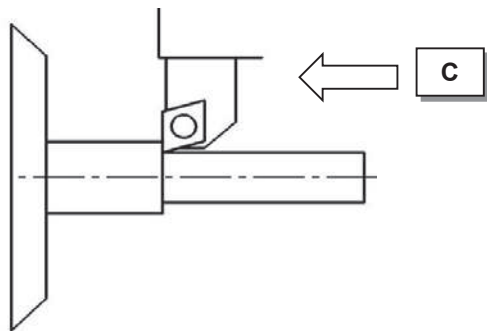
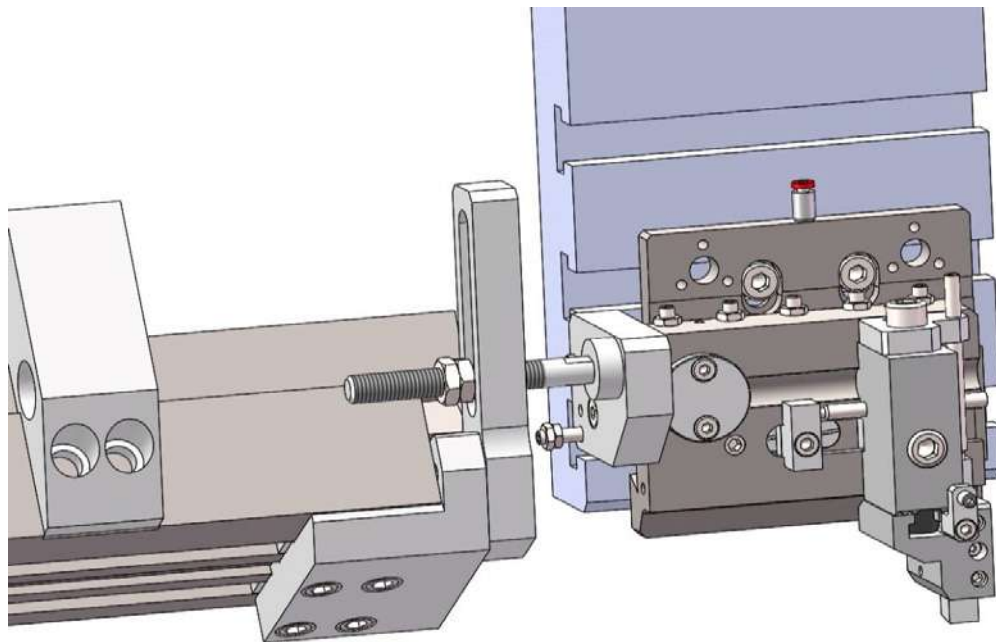


# SLITTE PER TORNITURE ASSIALI LONG TURNING SLIDES



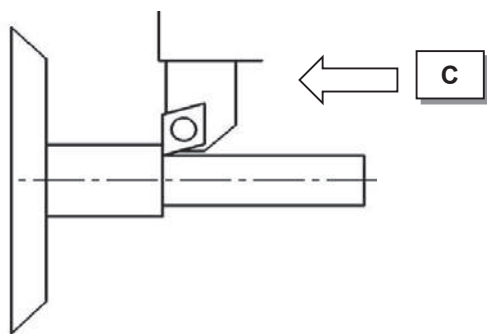
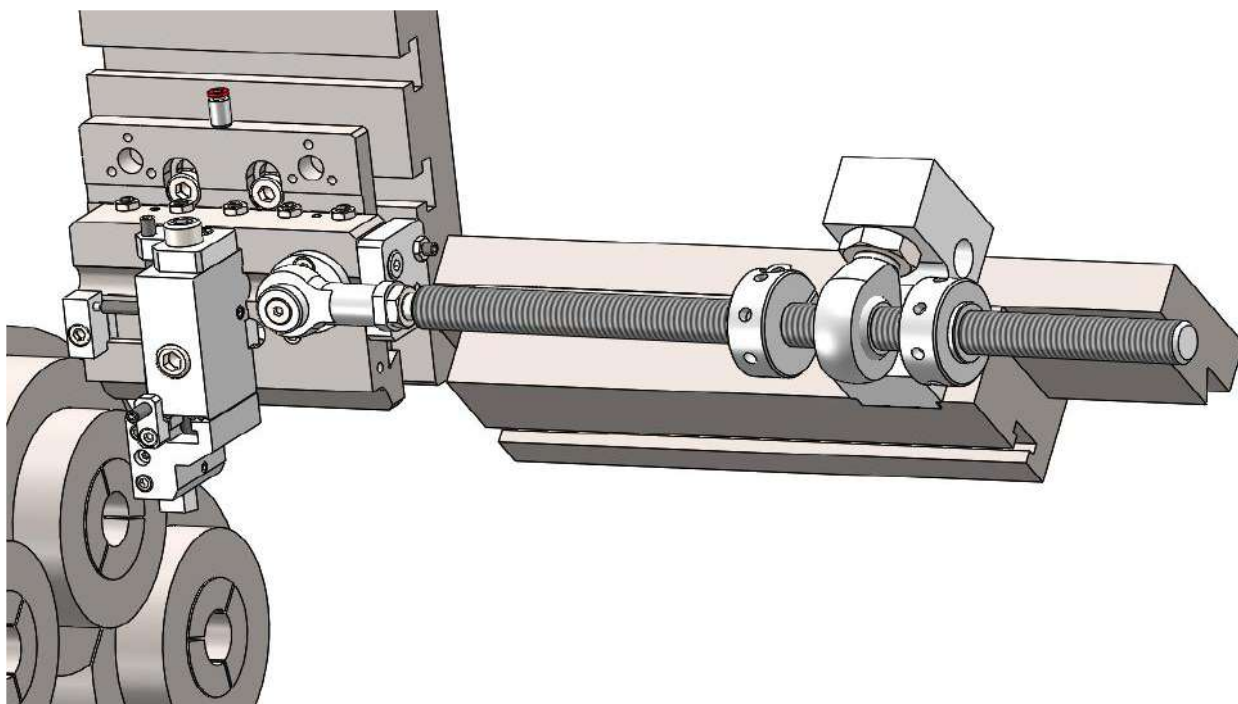
MODELLO	pos.	GRUPPO SLITTA	COMANDO	C	X°	RAPPORTO
MODEL		UNIT SLIDE	ACTUATOR			RATIO
1"	2-3	9714400	9714500	65	1°	MIN 0,8 MAX1,3
1"	2-3	9714400	9715400	65	1°	1:1
1"	4	978700		30	1°	
COMANDO DA SUPPORTO CENTRALE ACTUATOR FROM CENTRE BLOCK						1:1
1" 8 SPINDLE						1:1
5	976800		64	3°		
COMANDO DA SLITTA LONGITUDINALE COMPRESO INCLUDED ACTUATOR FROM LONGITUDINAL SLIDE						1:1
1"3/4-1"3/8						1:1
2	974300	9714000	100	3°	MIN 0,8 MAX1,3	
		9713900	100	3°	MIN 1,5 MAX 2,6	
1"3/4-1"3/8	3	974300	975800	100	3°	MIN 0,8 MAX1,3
			974400	100	3°	MIN 1,5 MAX 2,6
2"1/4	2-3	974500	975700	120	3°	MIN 0,8 MAX1,3
			974600	120	3°	MIN 1,5 MAX 2,6

# SLITTE PER TORNITURE ASSIALI LONG TURNING SLIDES



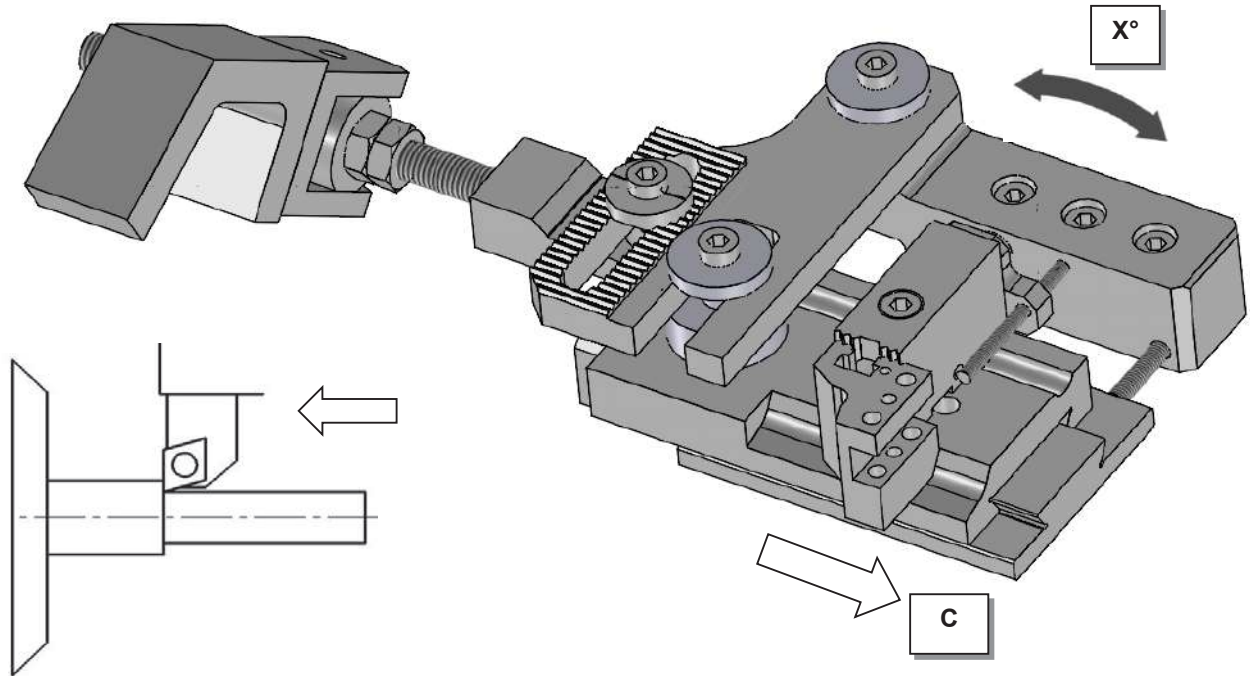
MODELLO	pos.	GRUPPO SLITTA	COMANDO	C
MODEL		UNIT SLIDE	ACTUATOR	
1"3/4-1"3/8	4	9716700	9718000	20,00
1"3/4-1"3/8	5	9716300	9718100	20,00

## SLITTE PER TORNITURE ASSIALI LONG TURNING SLIDES



MODELLO	pos.	GRUPPO SLITTA	COMANDO	C
MODEL		UNIT SLIDE	ACTUATOR	
1"	4	9716700	9718500	10,00
1"	5	9716300	9718500	10,00

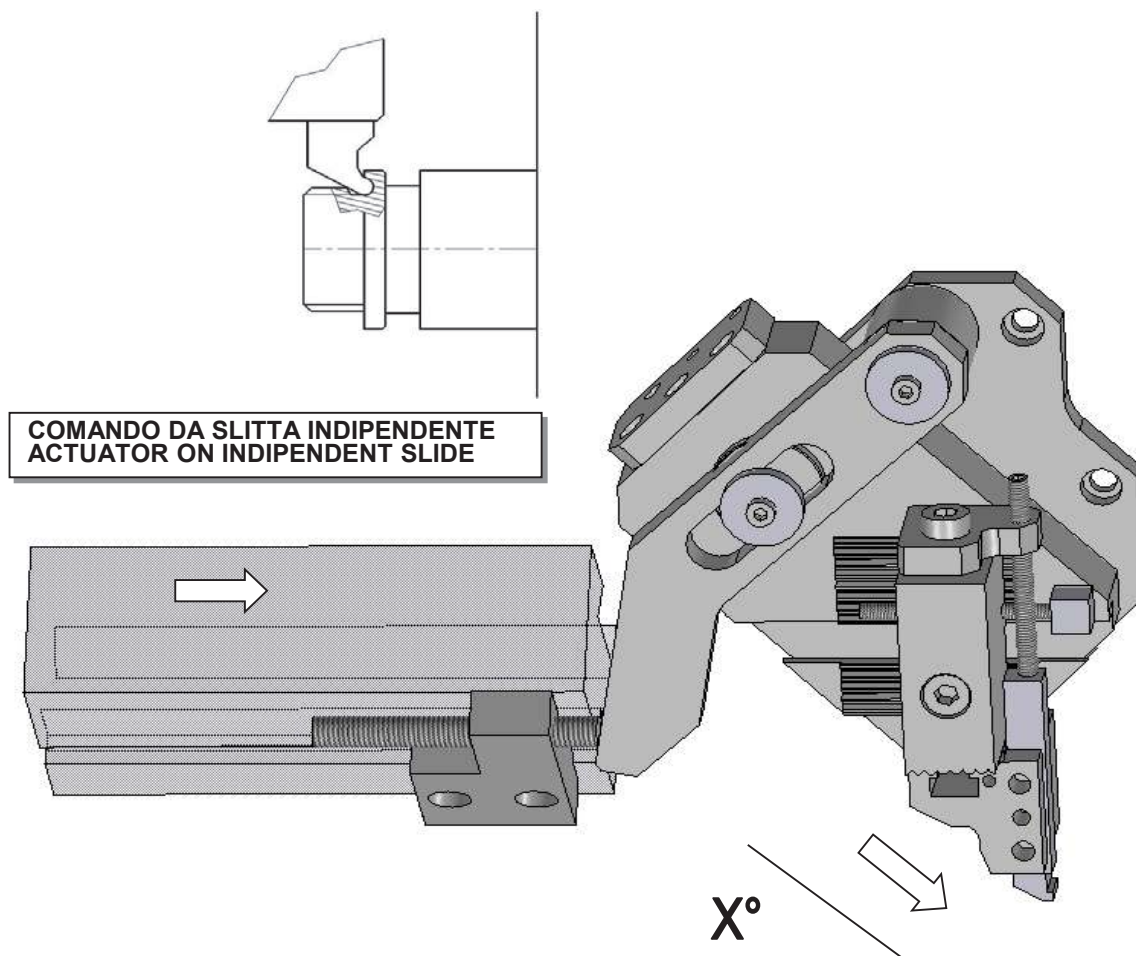
# LONG TURNING SLIDES



MODELLO MODEL	pos.	GRUPPO SLITTA UNIT SLIDE	COMANDO ACTUATOR	C	X°	RAPPORTO RATIO
1"	1	978600	978800	60	1°	1:1
	COMANDO DA SUPPORTO CENTRALE INCLUDED ACTUATOR FROM CENTRE BLOCK					
1"	4	978700		30	1°	1:1
	COMANDO DA SLITTA LONGITUDINALE COMPRESO INCLUDED ACTUATOR FROM LONGITUDINAL SLIDE					
1"8 MANDRINI- SPINDLE	5	976800		64	3°	1:1
COMANDO DA SLITTA LONGITUDINALE COMPRESO INCLUDED ACTUATOR FROM LONGITUDINAL SLIDE						

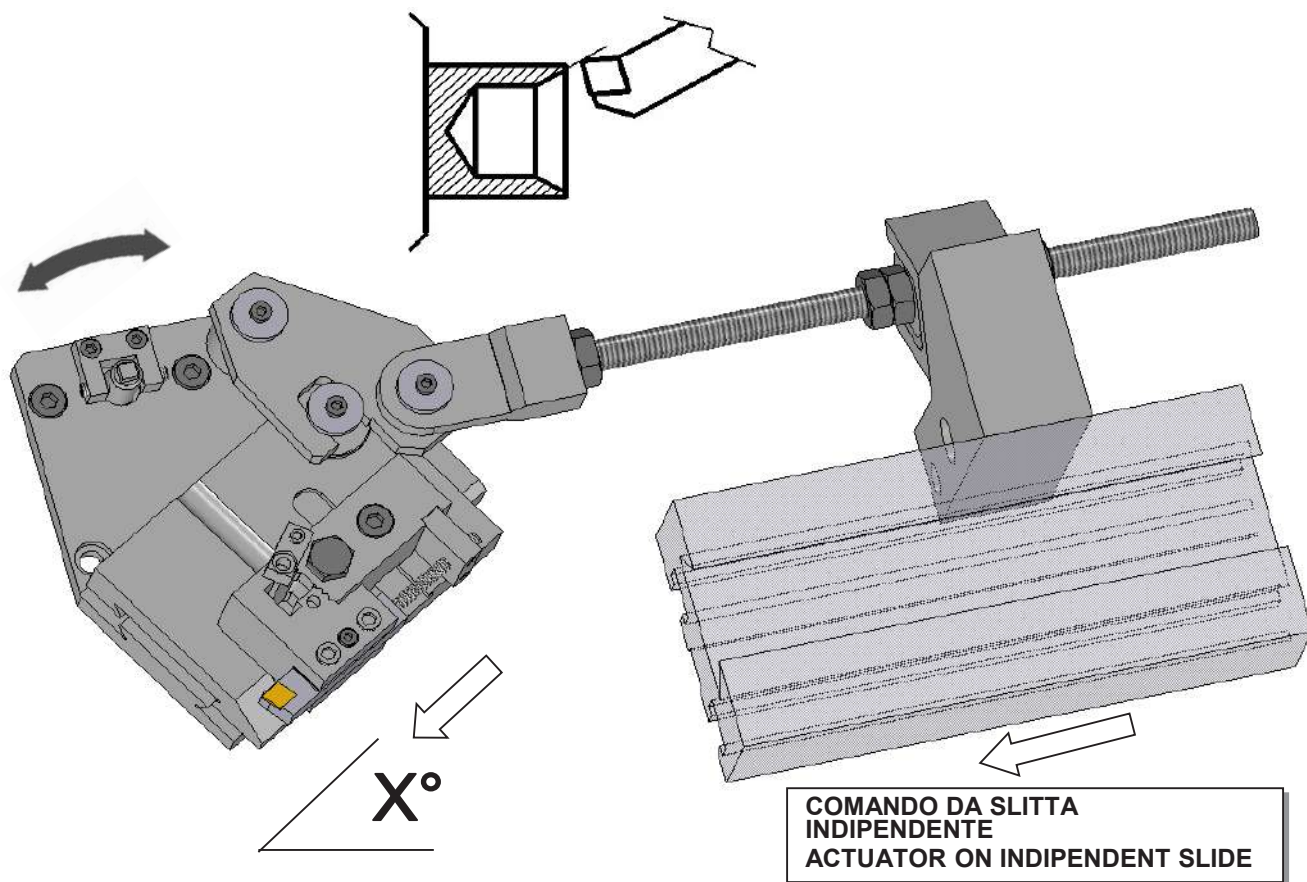


## SLITTE PER TORNITURE ANTERIORI SLIDES FOR FRONT RECESSING



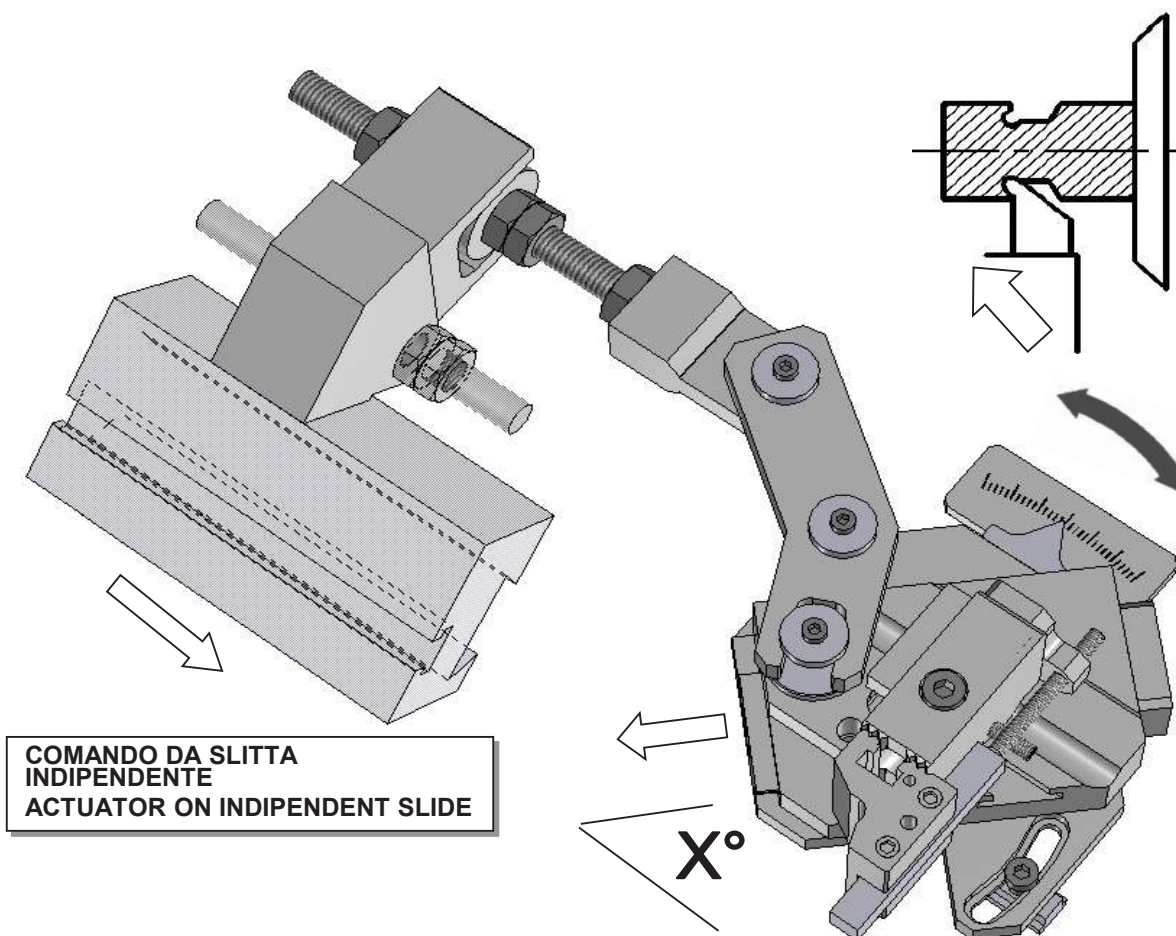
MODELLO	POS.	$X^\circ$	SLITTA+COMANDO
MODEL			SLIDE+ACTUATOR
1"	4	45°	973100
1"	5	41°15'	9717000
1"	5	45°	976900
1"3/4-1"3/8	4	30°	975400
1"3/4-1"3/8	5	30°	975300
1"3/4-1"3/8	4	15°	9716500

# SLITTE PER TORNITURE ANTERIORI SLIDES FOR FRONT RECESSING



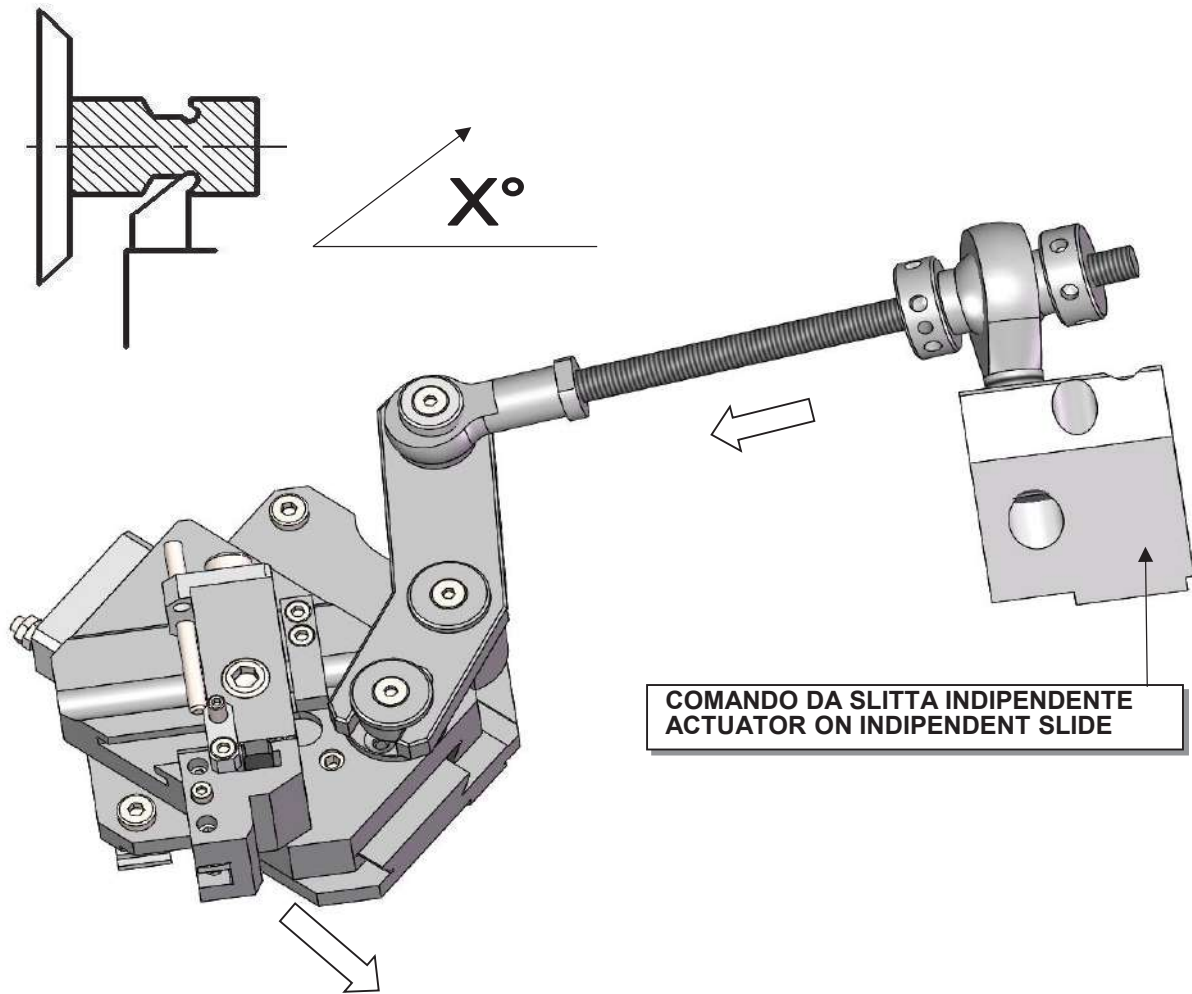
MODELLO	POS.	X°	SLITTA+COMANDO
MODEL			SLIDE+ACTUATOR
2"1/4	5	30°	9712600-1

## SLITTE PER TORNITURE POSTERIORI SLIDES FOR REAR RECESSING



MODELLO MODEL	POS.	$X^\circ$	SLITTA+COMANDO SLIDE+ACTUATOR
1"	5	$45^\circ \pm 15^\circ$	9715600
	4	$45^\circ \pm 15^\circ$	9713100
1"3/4-1"3/8	4	$45^\circ \pm 15^\circ$	9713200
	5	$45^\circ \pm 15^\circ$	9711500
1"3/4-1"3/8	4	$15^\circ$	9716600

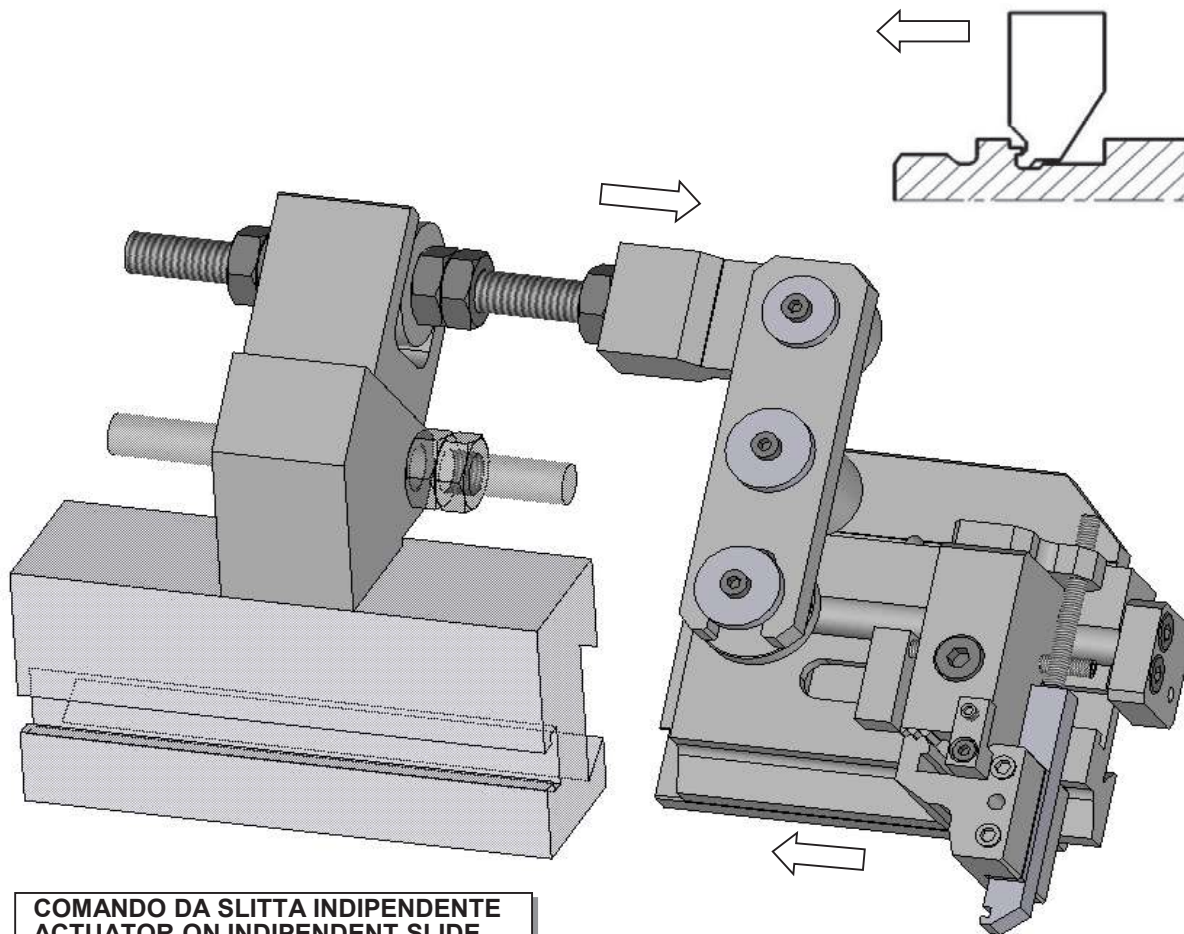
# SLITTE PER TORNITURE POSTERIORI SLIDES FOR REAR RECESSING



MODELLO MODEL	POS.	$X^\circ$	SLITTA+COMANDO SLIDE+ACTUATOR
1"	5	45°	972300-1
	4	45°	976000-1



## SLITTE PER TORNITURE POSTERIORI SLIDES FOR REAR RECESSING

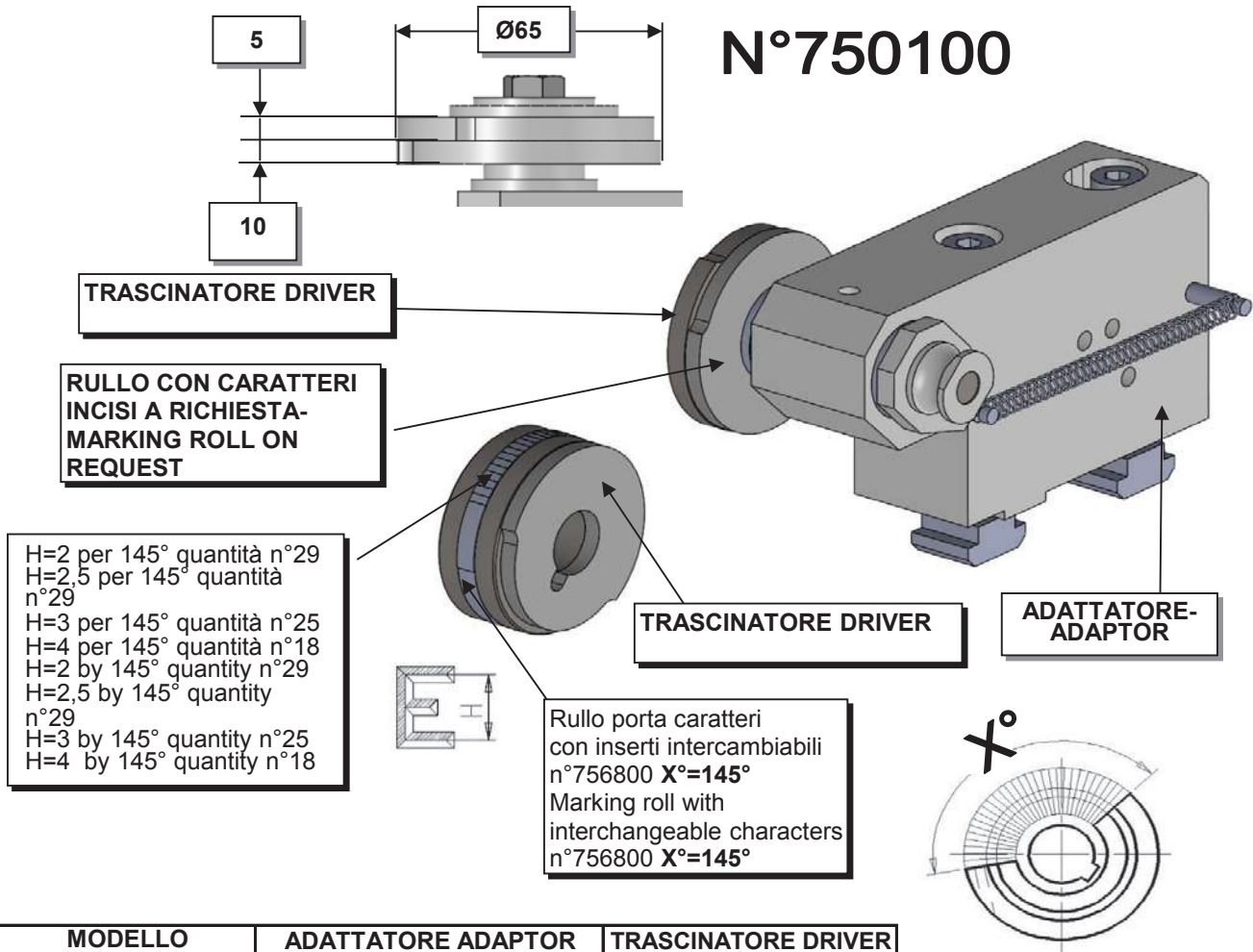


COMANDO DA SLITTA INDIPENDENTE  
ACTUATOR ON INDEPENDENT SLIDE

MODELLO MODEL	POS.	X°	SLITTA+COMANDO SLIDE+ACTUATOR
1"	4	0°	9716700+9715800
1"	5	0°	9716300+9715700
1"3/4-1"3/8	3	0°	9716300+9716100
	comando dall'indipendente in pos.4      actuator from independent pos.4		
1"3/4-1"3/8	4	0°	9716700+9715900
1"3/4-1"3/8	5	0°	9716300+9715900
	4	0°	978000+978100
1"3/4-1"3/8	comando speciale dalla pos.3 special actuator from pos.3		

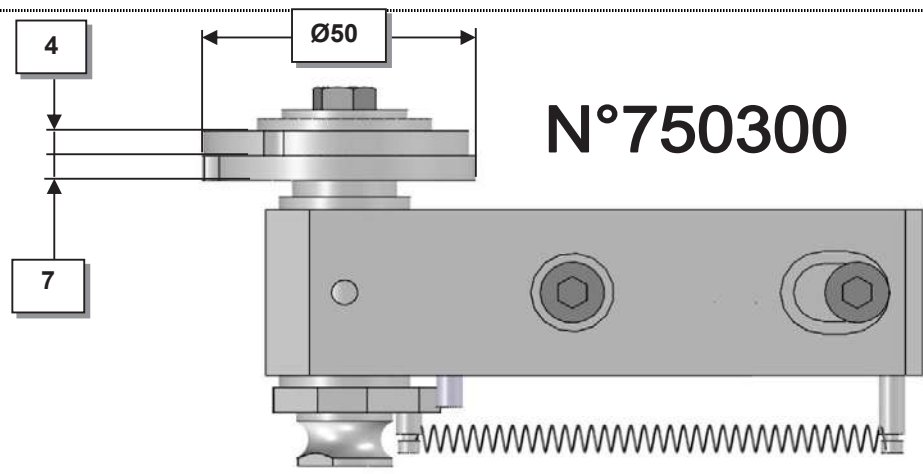
# MARCATORI MARKING ATTACH.

## N°750100



MODELLO	ADATTATORE ADAPTOR	TRASCINATORE DRIVER
1"	751300	A RICHIESTA ON REQUEST
1"3/4-1"3/8	750900	A RICHIESTA ON REQUEST
2"1/4	750600	A RICHIESTA ON REQUEST
2"5/8-3"1/4	751200	A RICHIESTA ON REQUEST

## N°750300



MODELLO-MODEL	ADATTATORE ADAPTOR	TRASCINATORE DRIVER
5/8"	754200	A RICHIESTA ON REQUEST
1"	7510500	A RICHIESTA ON REQUEST
1"3/4-1"3/8	758700	A RICHIESTA ON REQUEST

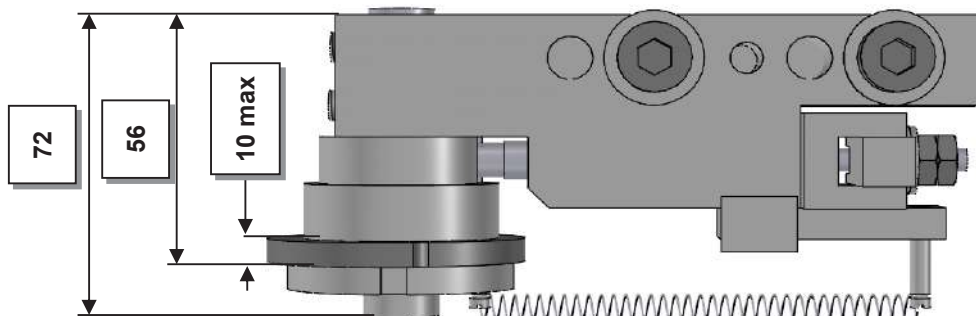
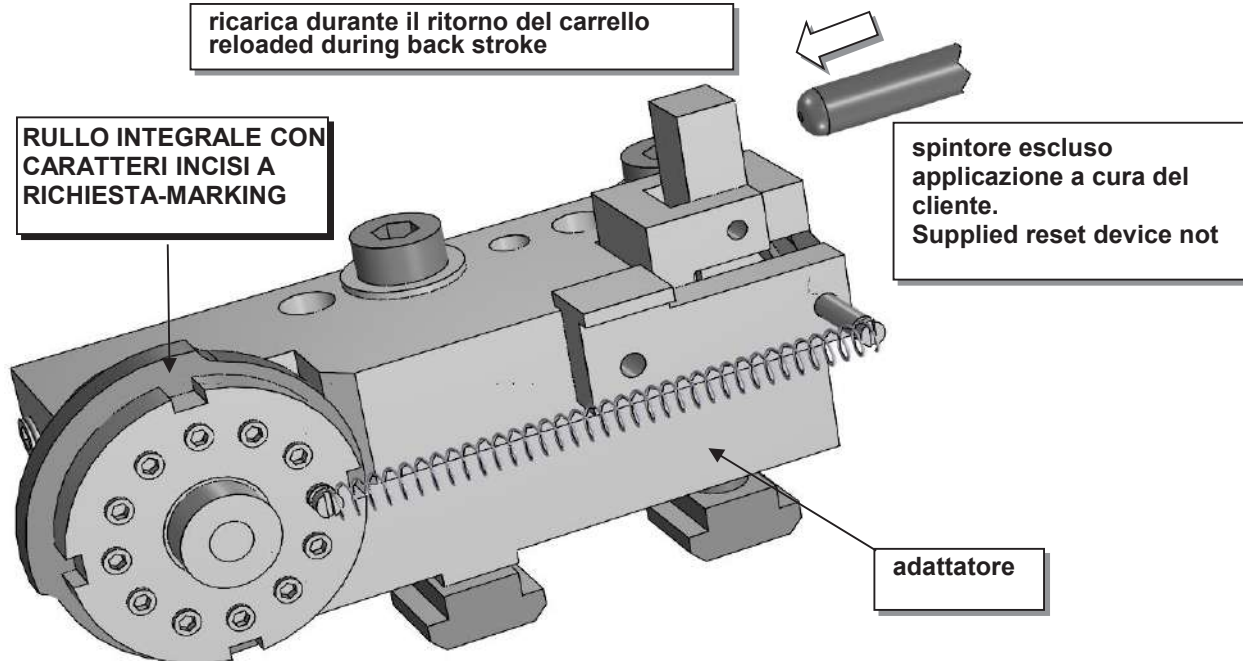


## MARCATORI CON RICARICA MARKING ATTACH. WITH RE-SETTING SYSTEM

ricarica durante il ritorno del carrello  
reloaded during back stroke

RULLO INTEGRALE CON  
CARATTERI INCISI A  
RICHIESTA-MARKING

spintore escluso  
applicazione a cura del  
cliente.  
Supplied reset device not



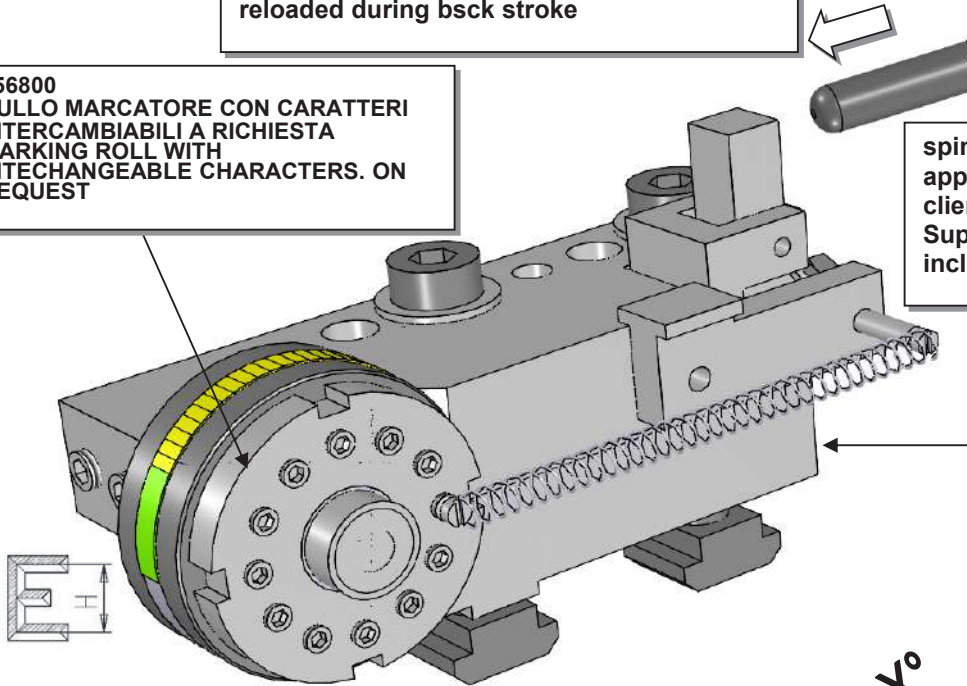
MODELLO MODEL	POS.	MARCATORE MARKER	ADATTATORE (B) ADAPTOR (B)
5/8"	1-4	756100	754700
5/8"	2-3-5	756100	754800
1"	2...5	756100	752500
1"	2...5	756100	7511300 REGOLABILE-ADJUSTABLE
1"3/4-1"3/8	2...5	756100	752600
2"1/4	2...5	756100	756500 REGOLABILE-ADJUSTABLE
2"5/8-3"1/4	2...5	756100	756600 REGOLABILE-ADJUSTABLE

# MARCATORI CON RICARICA MARKING ATTACH. WITH RE-SETTING SYSTEM

ricarica durante il ritorno del carrello  
reloaded during bsck stroke

756800  
RULLO MARCATORE CON CARATTERI  
INTERCAMBIABILI A RICHIESTA  
MARKING ROLL WITH  
INTECHANGEABLE CHARACTERS. ON  
REQUEST

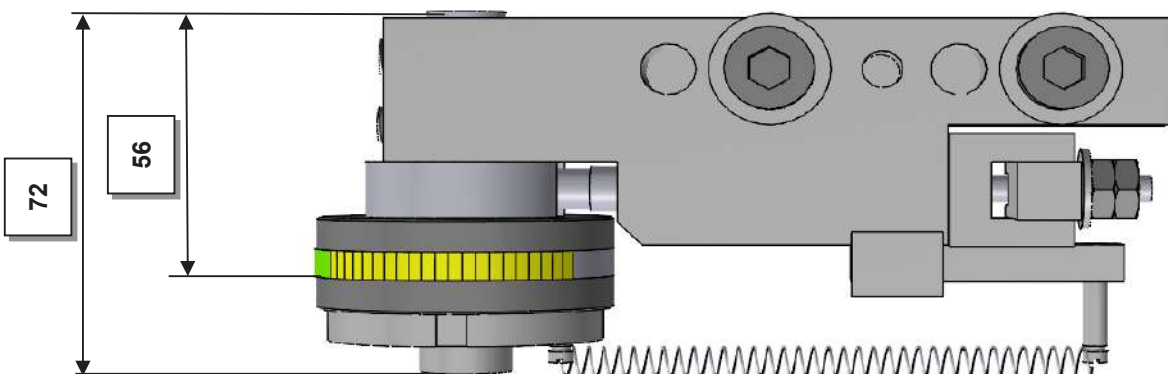
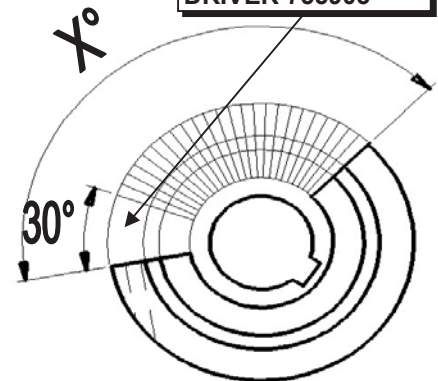
spintore escluso  
applicazione a cura del  
cliente.  
Supplied reset device not  
including



adattatore  
adaptor

TRASCINATORE  
DRIVER 755903

H=2 X°=145° quantità n°29 X°=115° quantità n°23  
H=2,5 X°=145° quantità n°29 X°=115° quantità  
n°23  
H=3 ;X°=145° quantità n°25 X°=115° quantità n°20  
H=4 X°=145° quantità n°18 X°=115° quantità n°15  
H=2 X°=145° quantity n°29 X°=115° quantity n°23  
H=2,5 X°=145° quantity n°29 X°=115° quantity n°23  
H=3 X°=145° quantity n°25 X°=115° quantity n°20  
H=4 X°=145° quantity n°18 X°=115° quantity n°15



TRASCINATORE DRIVER N°755903

MODELLO	POS.	MARCATORE	ADATTATORE
MODEL		MARKER	ADAPTOR
5/8"	1-4	755900	754700
	2-3-5	755900	754800
1"	2...5	755900	7511300 REGOLABILE-ADJUSTABLE
1"	2...5	755900	752500
1"3/4-1"3/8	2...5	755900	752600
2"1/4	2...5	755900	756500 REGOLABILE-ADJUSTABLE
2"5/8-3"1/4	2...5	755900	756600 REGOLABILE-ADJUSTABLE

# MARCATORI CON RICARICA

## MARKING ATTACH. WITH RE-SETTING SYSTEM

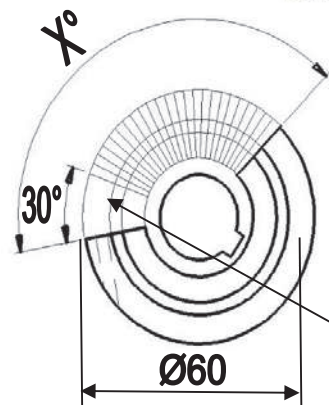
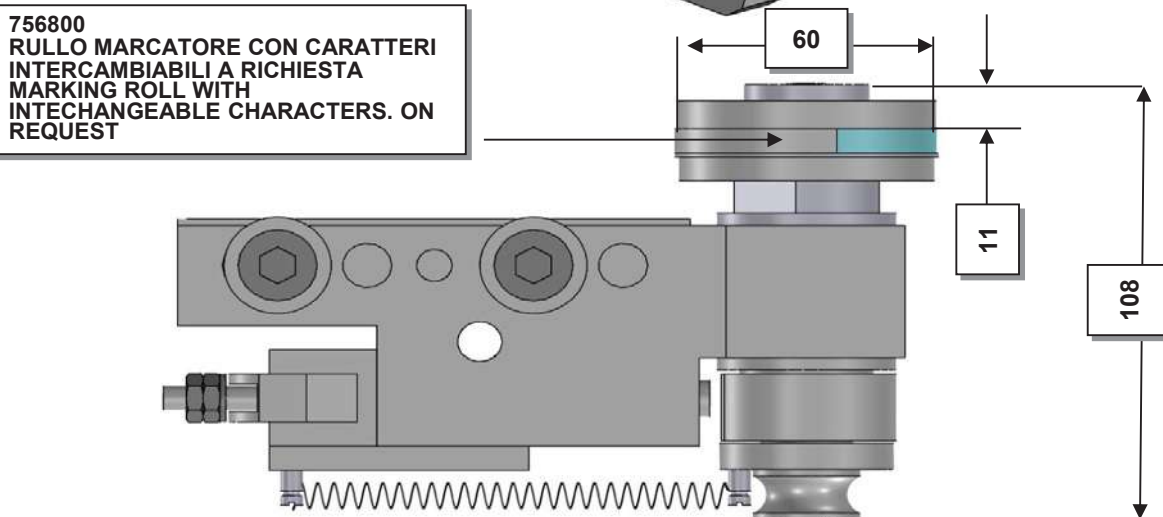
### dis.n°7511100

spintore escluso  
applicazione a cura del  
cliente.  
Supplied reset device  
not including

ricarica durante il ritorno  
del carrello  
reloaded during back  
stroke

ADATTATORE  
E ADAPTOR

756800  
RULLO MARCATORE CON CARATTERI  
INTERCAMBIABILI A RICHIESTA  
MARKING ROLL WITH  
INTECHANGEABLE CHARACTERS. ON  
REQUEST



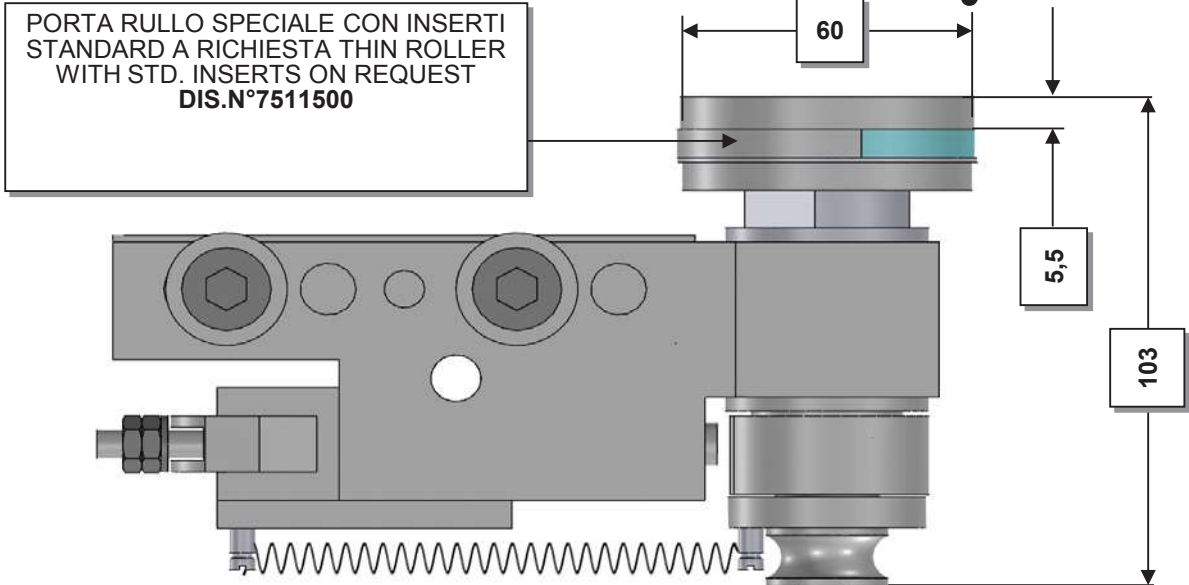
TRASCINATORE  
DRIVER 755903

H=2 X°=145° quantità n°29 X°=115° quantità n°23  
H=2,5 X°=145° quantità n°29 X°=115° quantità  
n°23  
H=3 ;X°=145° quantità n°25 X°=115° quantità n°20  
H=4 X°=145° quantità n°18 X°=115° quantità n°15  
H=2 X°=145° quantity n°29 X°=115° quantity n°23  
H=2,5 X°=145° quantity n°29 X°=115° quantity n°23  
H=3 X°=145° quantity n°25 X°=115° quantity n°20  
H=4 X°=145° quantity n°18 X°=115° quantity n°15

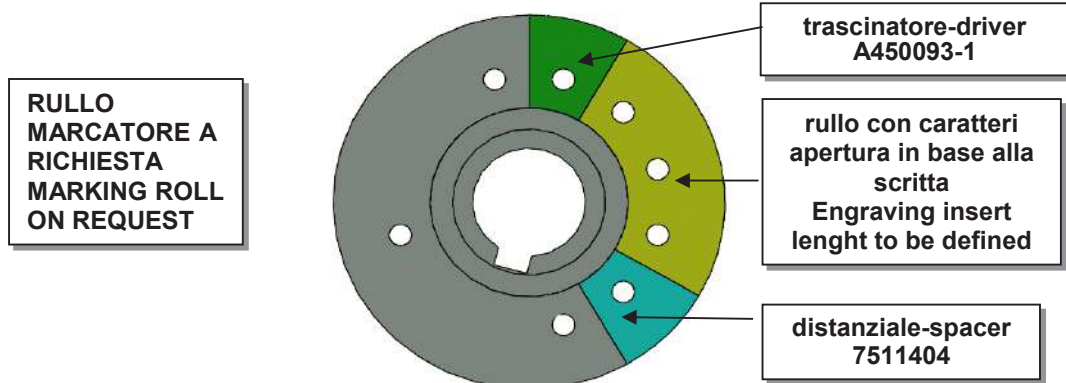
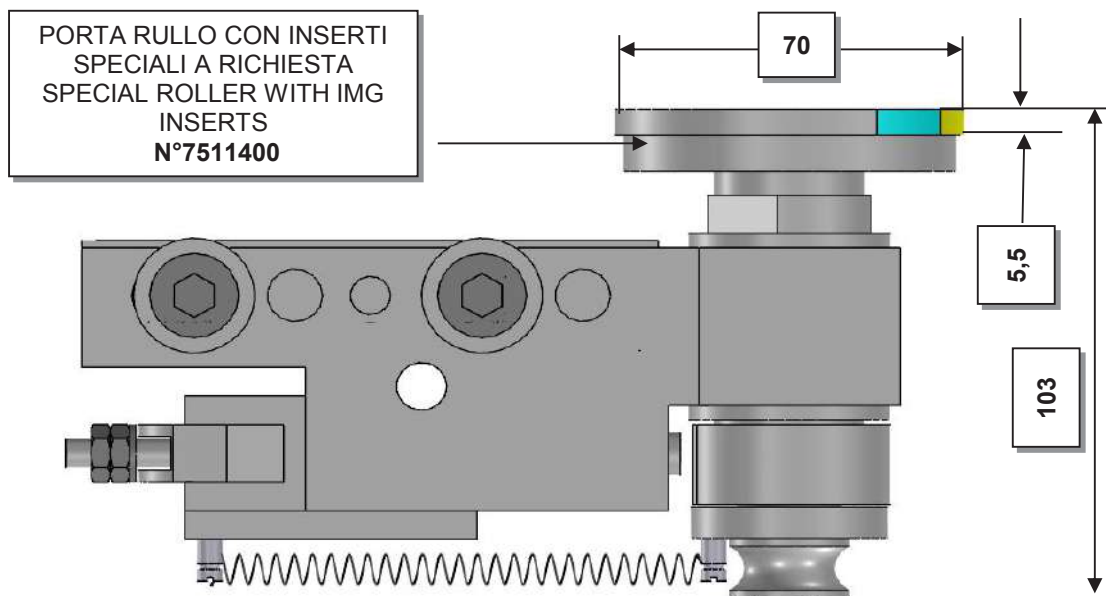
MODELLO MODEL	POS.	MARCATORE MARKER	ADATTATORE ADAPTOR
5/8"	2-3-5	7511100	754700
	1-4	7511100	754800
1"	2...5	7511100	7511300 REGOLABILE-ADJUSTABLE
1"	2...5	7511100	752500
1"3/4-1"3/8	2...5	7511100	752600
2"1/4	2...5	7511100	756500 REGOLABILE-ADJUSTABLE
2"5/8-3"1/4	2...5	7511100	756600 REGOLABILE-ADJUSTABLE

# MARCATORI CON RICARICA MARKING ATTACH. WITH RE-SETTING SYSTEM

Variante al n° 7511100 con rullo speciale stretto a inserti standard  
7511100 version with thin roller for standard interchangeable inserts

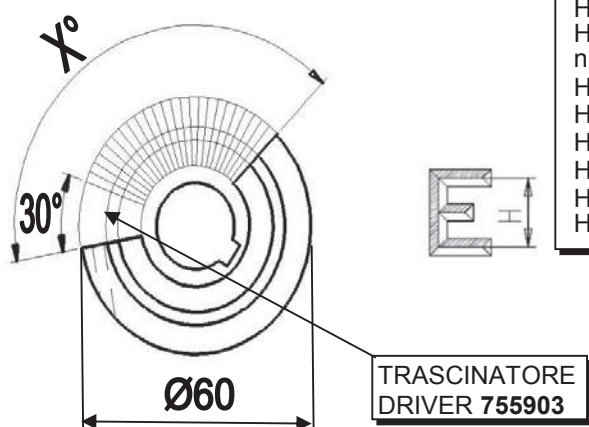
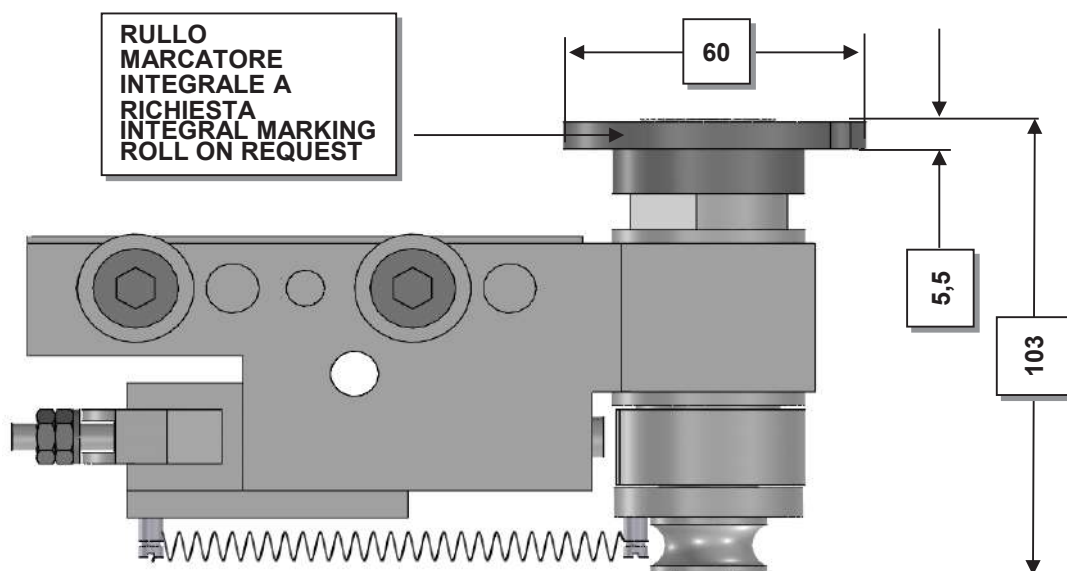


Variante al n° 7511100 con rullo a inserti speciali stretto  
7511100 Version with special thin roller for img inserts.



# MARCATORI CON RICARICA MARKING ATTACH. WITH RE-SETTING SYSTEM

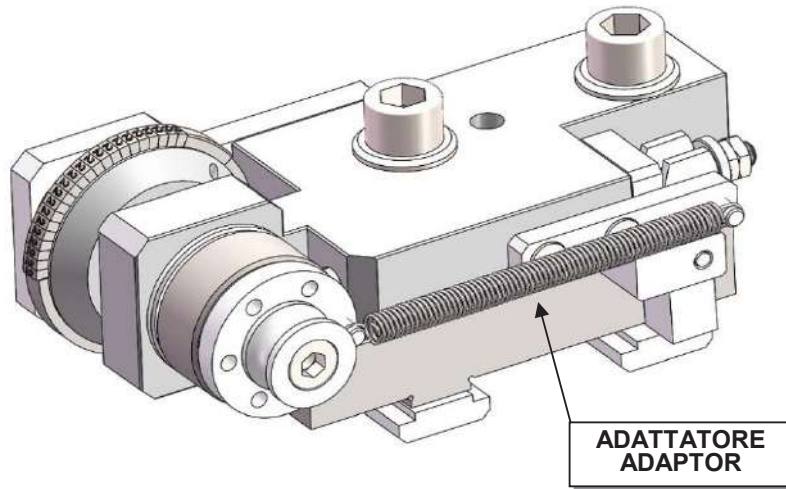
n° 7511100 con rullo integrale  
n° 7511100 with integral engraving roller



H=2 X°=145° quantità n°29 X°=115° quantità n°23  
H=2,5 X°=145° quantità n°29 X°=115° quantità n°23  
H=3 ;X°=145° quantità n°25 X°=115° quantità n°20  
H=4 X°=145° quantità n°18 X°=115° quantità n°15  
H=2 X°=145° quantity n°29 X°=115° quantity n°23  
H=2,5 X°=145° quantity n°29 X°=115° quantity n°23  
H=3 X°=145° quantity n°25 X°=115° quantity n°20  
H=4 X°=145° quantity n°18 X°=115° quantity n°15

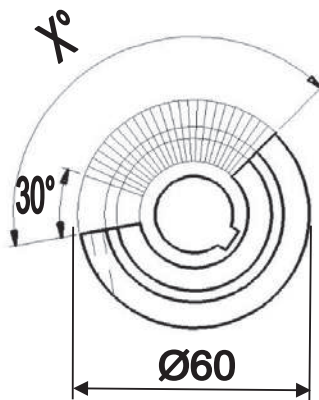


# MARCATORE PER LAVORAZIONE GRAVOSE MARKING ATTACH. FOR HEAVY DUTY



**756800**  
RULLO MARCATORE CON CARATTERI  
INTERCAMBIABILI A RICHIESTA  
MARKING ROLL WITH INTECHANGEABLE  
CHARACTERS. ON REQUEST

H=2 per 145° quantità n°29  
H=2.5 per 145° quantità n°29  
H=3 per 145° quantità n°25  
H=4 per 145° quantità n°18  
H=2 by 145° quantity n°29  
H=2.5 by 145° quantity n°29  
H=3 by 145° quantity n°25  
H=4 by 145° quantity n°18

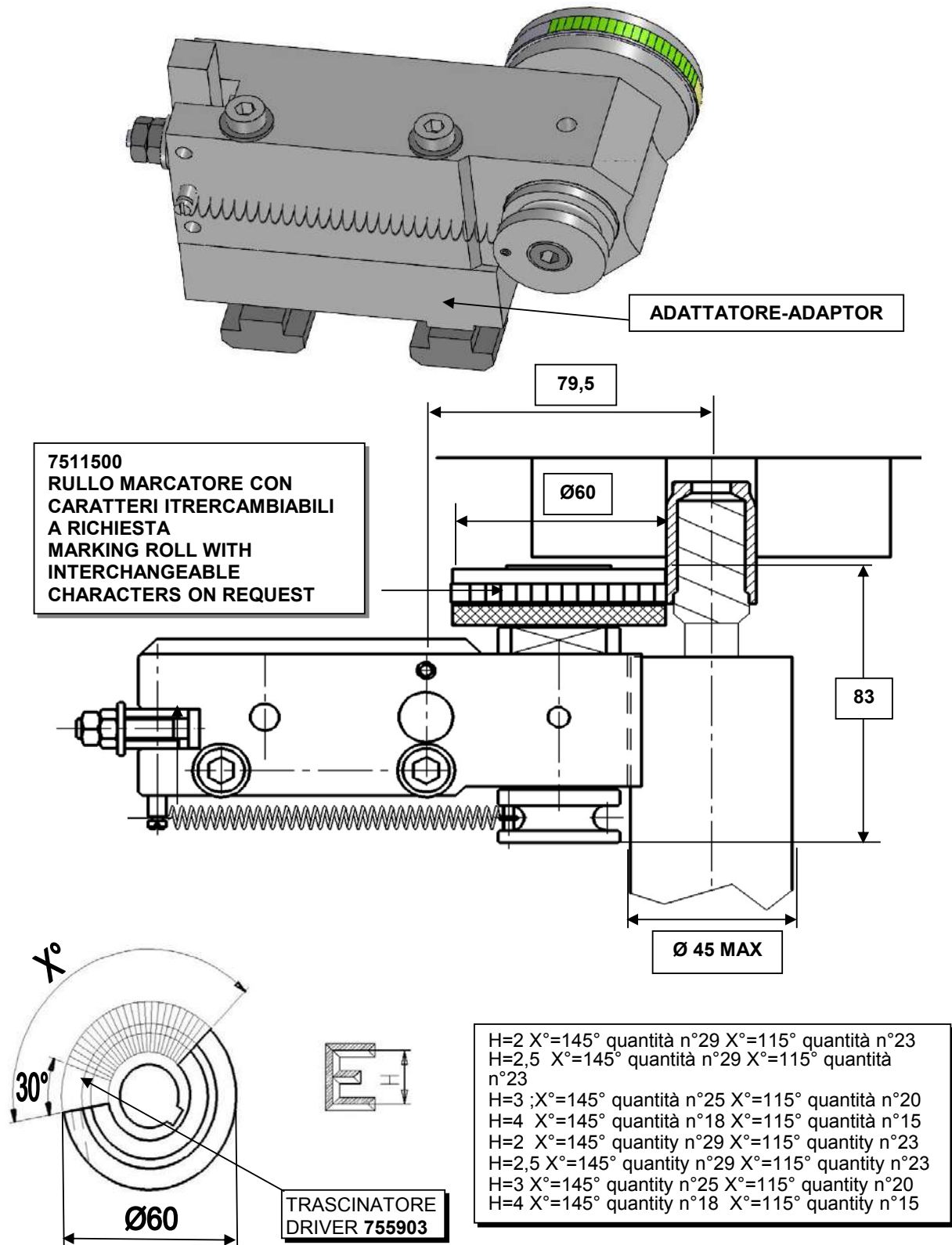


TRASCINATORE  
DRIVER 755903

MODELLO	POS.	MARCATORE	ADATTATORE
MODEL		MARKER	ADAPTOR
5/8"	2-3-5	7516200	754700
	1-4	7516200	754800
1"	2...5	7516200	7511300 REGOLABILE-ADJUSTABLE
1"	2...5	7516200	752500
1"3/4-1"3/8	2...5	7516200	752600
2"1/4	2...5	7516200	756500 REGOLABILE-ADJUSTABLE
2"5/8-3"1/4	2...5	7516200	756600 REGOLABILE-ADJUSTABLE

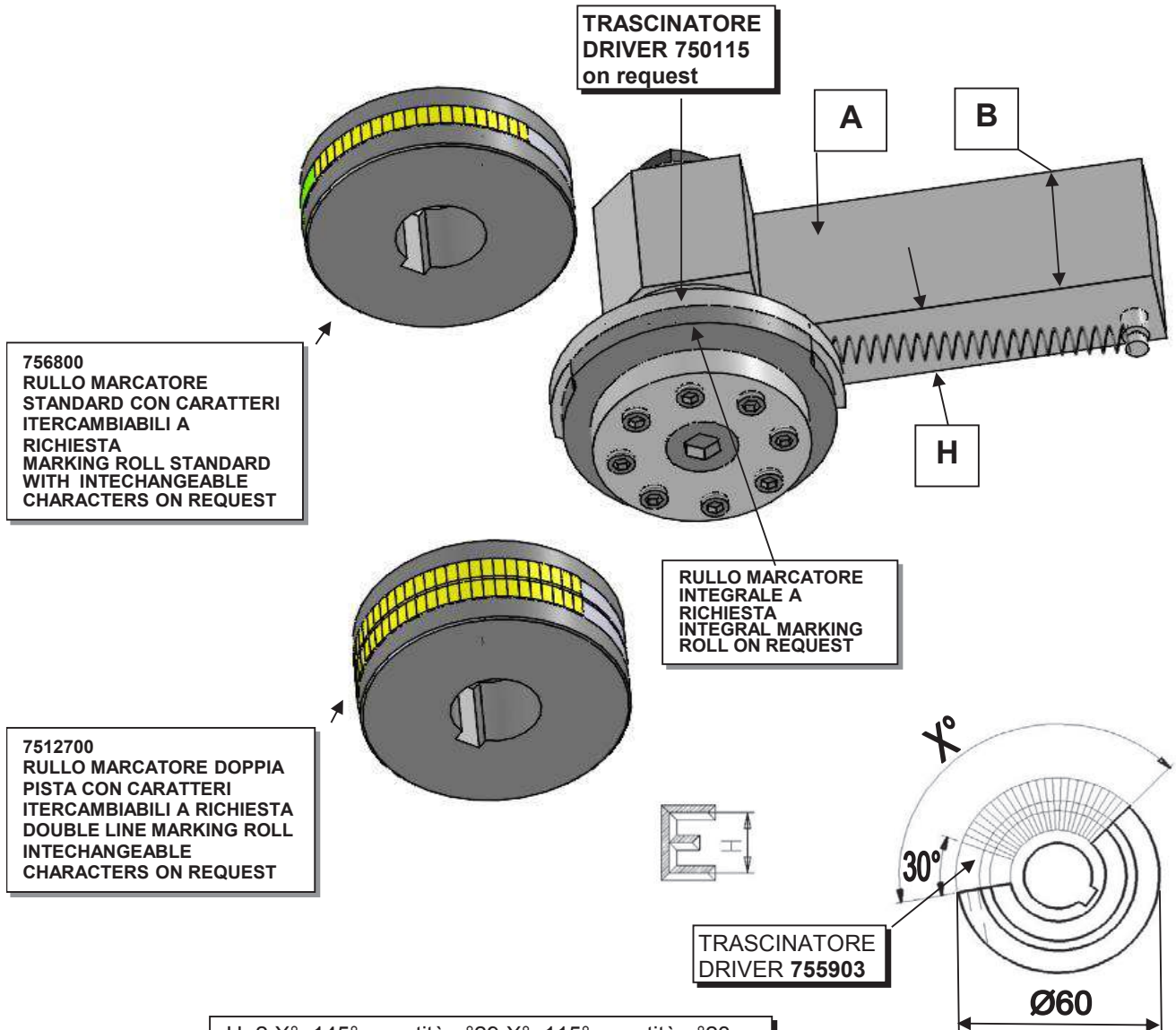


# MARCATORI CON RICARICA MARKING ATTACH. WITH RE-SETTING SYSTEM



MODELLO MODEL	POS.	MARCATORE MARKER	EURO	ADATTATORE	EURO
				ADAPTOR	
1"	2...5	7511900	1950	7512100	380

# MARCATORI PER C.N.C. MARKING ATTACH. FOR C.N.C.



**756800**  
RULLO MARCATORE  
STANDARD CON CARATTERI  
INTERCAMBIABILI A  
RICHIESTA  
MARKING ROLL STANDARD  
WITH INTECHANGEABLE  
CHARACTERS ON REQUEST

**7512700**  
RULLO MARCATORE DOPPIA  
PISTA CON CARATTERI  
INTERCAMBIABILI A RICHIESTA  
DOUBLE LINE MARKING ROLL  
INTECHANGEABLE  
CHARACTERS ON REQUEST

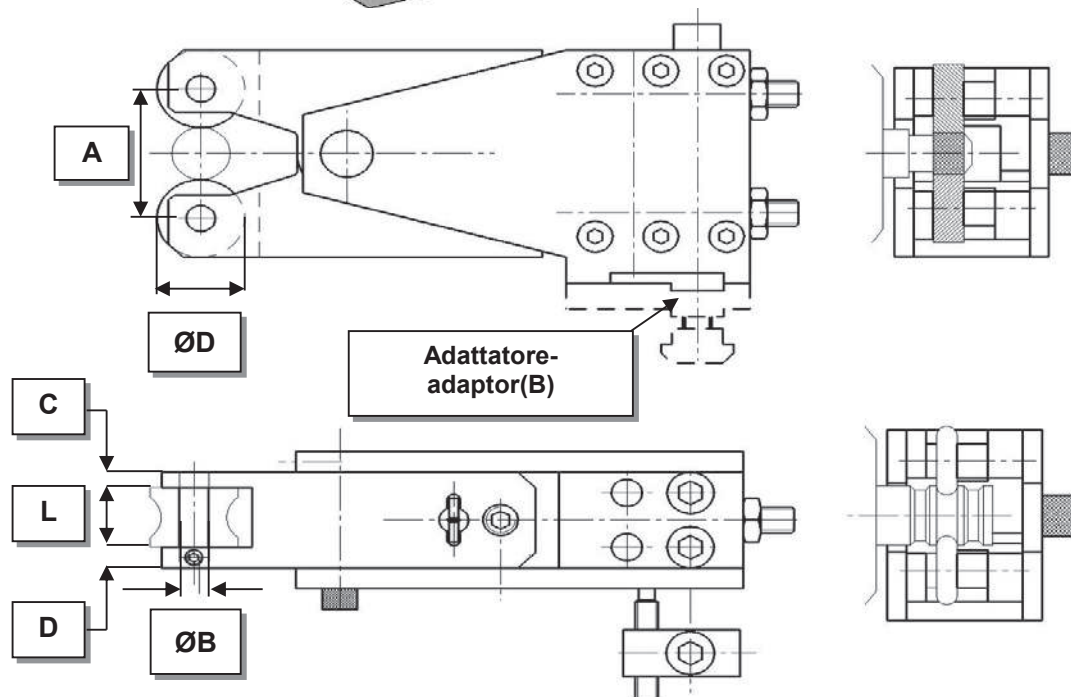
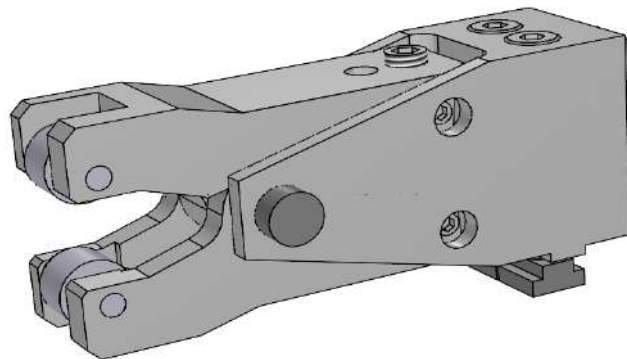
RULLO MARCATORE  
INTEGRALE A  
RICHIESTA  
INTEGRAL MARKING  
ROLL ON REQUEST

TRASCINATORE  
DRIVER 755903

H=2 X°=145° quantità n°29 X°=115° quantità n°23  
 H=2,5 X°=145° quantità n°29 X°=115° quantità n°23  
 H=3 ;X°=145° quantità n°25 X°=115° quantità n°20  
 H=4 X°=145° quantità n°18 X°=115° quantità n°15  
 H=2 X°=145° quantity n°29 X°=115° quantity n°23  
 H=2,5 X°=145° quantity n°29 X°=115° quantity n°23  
 H=3 X°=145° quantity n°25 X°=115° quantity n°20  
 H=4 X°=145° quantity n°18 X°=115° quantity n°15

B	H	GRUPPO -A- GROUP -A-	RULLO MARCATORE MARKING ROLL MARKER	TRASCINATORE DRIVER
40	16	7513000	756800	750115
40	20	751400	756800	750115
40	25	751500	756800	750115
46	25	7512600	7512700	750115

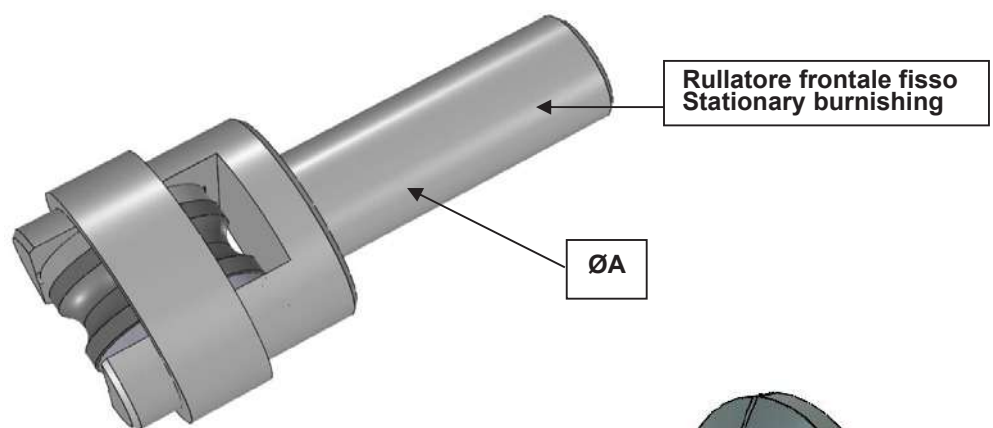
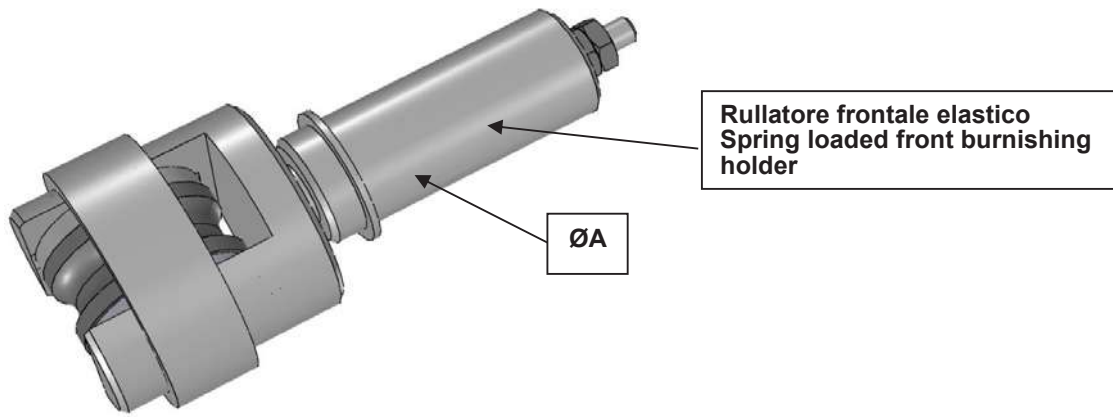
# RULLATORI E GODRONATORI BURNISHING AND KNURLING HOLDER



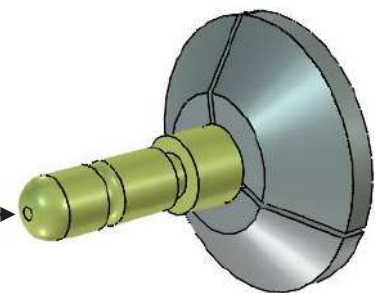
MODELLO	GRUPPO	ADATTATORE (B)	A MAX	ØD MAX	ØB	L	C	D
MODEL	GROUP	ADAPTOR (B)	A	ØD	ØB	L	C	D
5/8"	7710600	772900	40	23	6	16,01	9	9
	770100	772900	40	23	6	16	5	9
1"	773000	773800	48	31	8	26	7	9
	7710600	772600	40	23	6	16,01	9	9
	770100	772600	40	23	6	16	5	9
	770400	771500	61	39	10	23	6	8
	7710200	771500	61	39	10	27	7	8
	773000	7711500	48	31	8	26	7	9
1"3/4-1"3/8	7710200	771500	61	39	10	27	7	8
	770400	772300	61	39	10	23	6	8
	776700	776900	85	45	12	28	14	14
	777900	776900	67	45	12	30	13	13
	774800	776900	67	55	15	24	16	16
	7710600	777400	40	23	6	16,01	9	9
	770100	777400	40	23	6	16	5	9
	7710200	771500	61	39	10	27	7	8
2"1/4	770400	771900	61	39	10	23	6	8
	776700	779700	85	45	12	28	14	14

# RULLATORE FRONTALE DA MANDRINO

## FRONT BURNISHING HOLDER ACTUATED BY TOOL SPINDLE



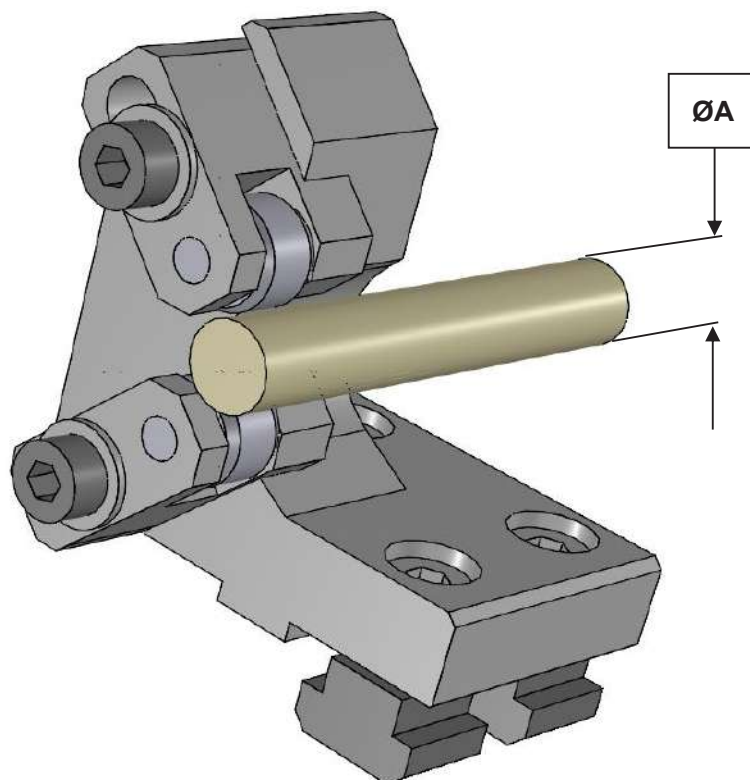
La sfera deve avere almeno 0,8-1mm di piano sulla testa  
 Ball should have at least 0,8-1mm flat on top



GRUPPO	ATTACCO	L	NOTE
GROUP	SHANK		
777700	ØA=20	14,00	ELASTICO-SPRING LOADED
770300	ØA=20	20,40	FISSO-STATIONARY

COPPIE DI RULLI A RICHIESTA  
 SET OF BURNISHING ROLLERS ON REQUEST

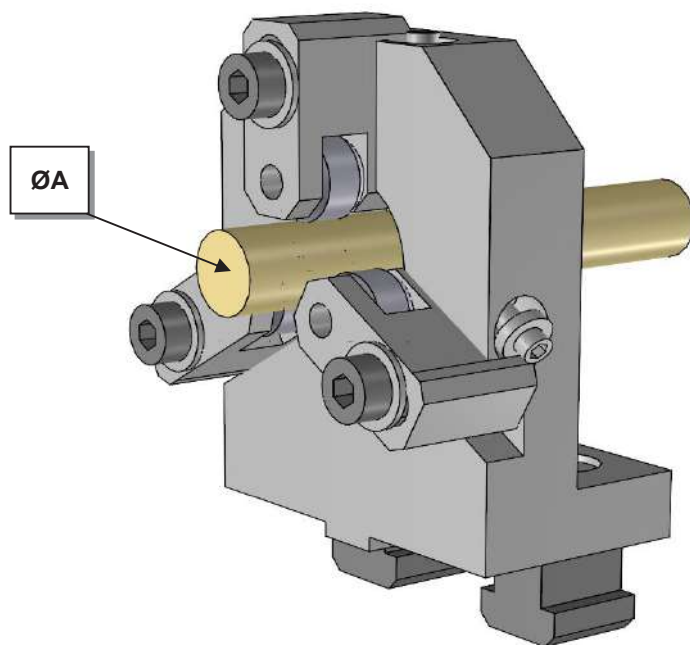
# PORTA RULLI DI SOSTEGNO ROLLER STEADIES



MODELLO MODEL	GRUPPO GROUP	POS.	Ø A MAX	Ø A Min
1"	781600	2-3	20	5
	781700	4-5	20	5
	781800	1	20	5
	782200	1	28	13
1"3/4-1"3/8	782900	1	34	9
	783000	2-3	34	9
	783100	4-5	34	9

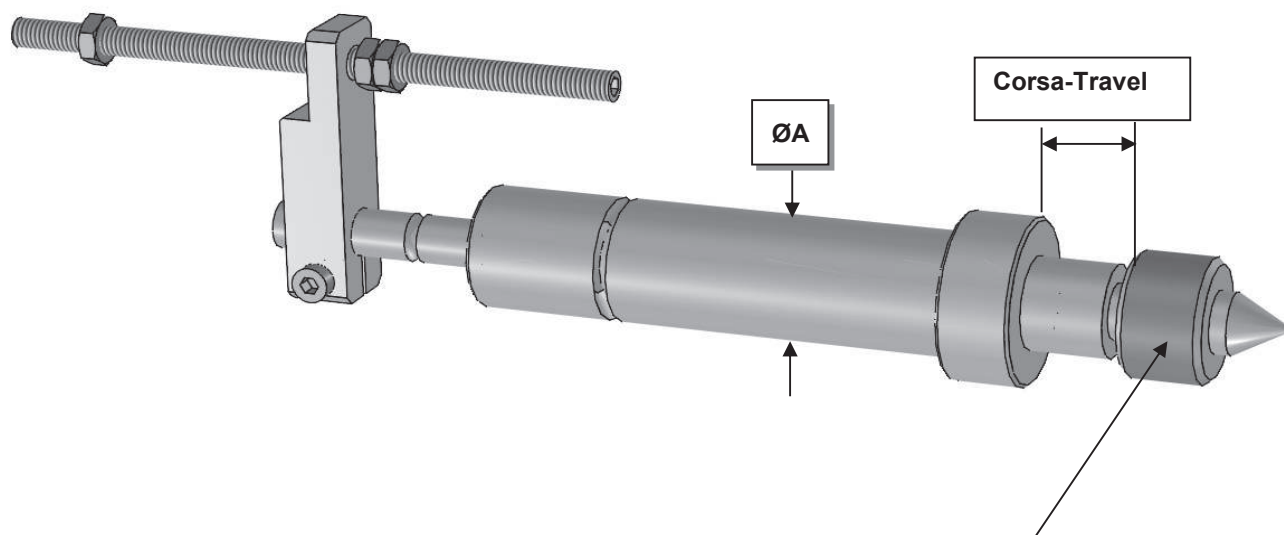


## PORTA RULLI DI SOSTEGNO SPECIALE SPECIAL ROLLER STEADIES



MODELLO MODEL	GRUPPO GROUP	POS.	Ø A MAX	Ø A Min
1"	787400	1-2-3-4-5	14	4

# CONTROPUNTA ELASTICA SPRING LOADED UNIT

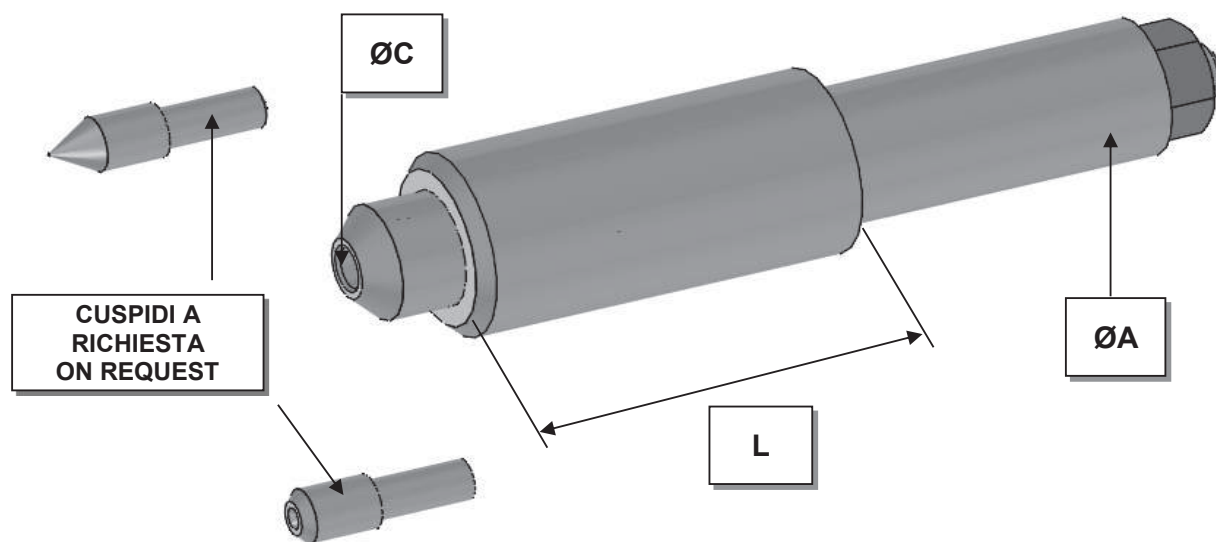


il gruppo è fornito senza contropunta rotante  
The rotary center is not included

GRUPPO	ATTACCO	Ø A	CORSA
GROUP	SHANK		TRAVEL
811300	CONO MORSE 1 - MORSE TAPER 1	25,4	40,00
811700	CONO MORSE 2 - MORSE TAPER 2	44,45	50,00
812700	CONO MORSE 2 - MORSE TAPER 2	50,8	50,00
813200	CONO MORSE 3 - MORSE TAPER 3	50,8	50,00
813600	CONO MORSE 4 - MORSE TAPER 4	63,5	50,00

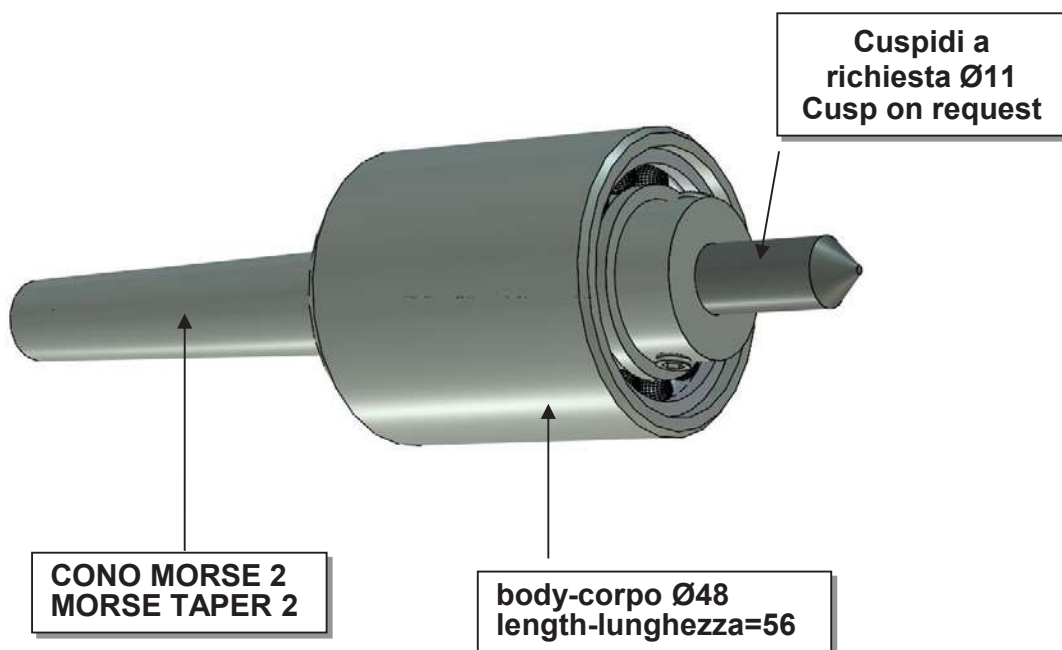
# CONTROPUNTA ELASTICA SPRING LOADED UNIT

Da usare con mandrini non rotanti in pos.4-5 sulle slitte indipendenti  
To use with steady spindle pos. 4-5 on independent slide



GRUPPO GROUP	Ø C	Ø A	L
812100	Ø 6	20	66,00
816300	Ø 6	20	30,00

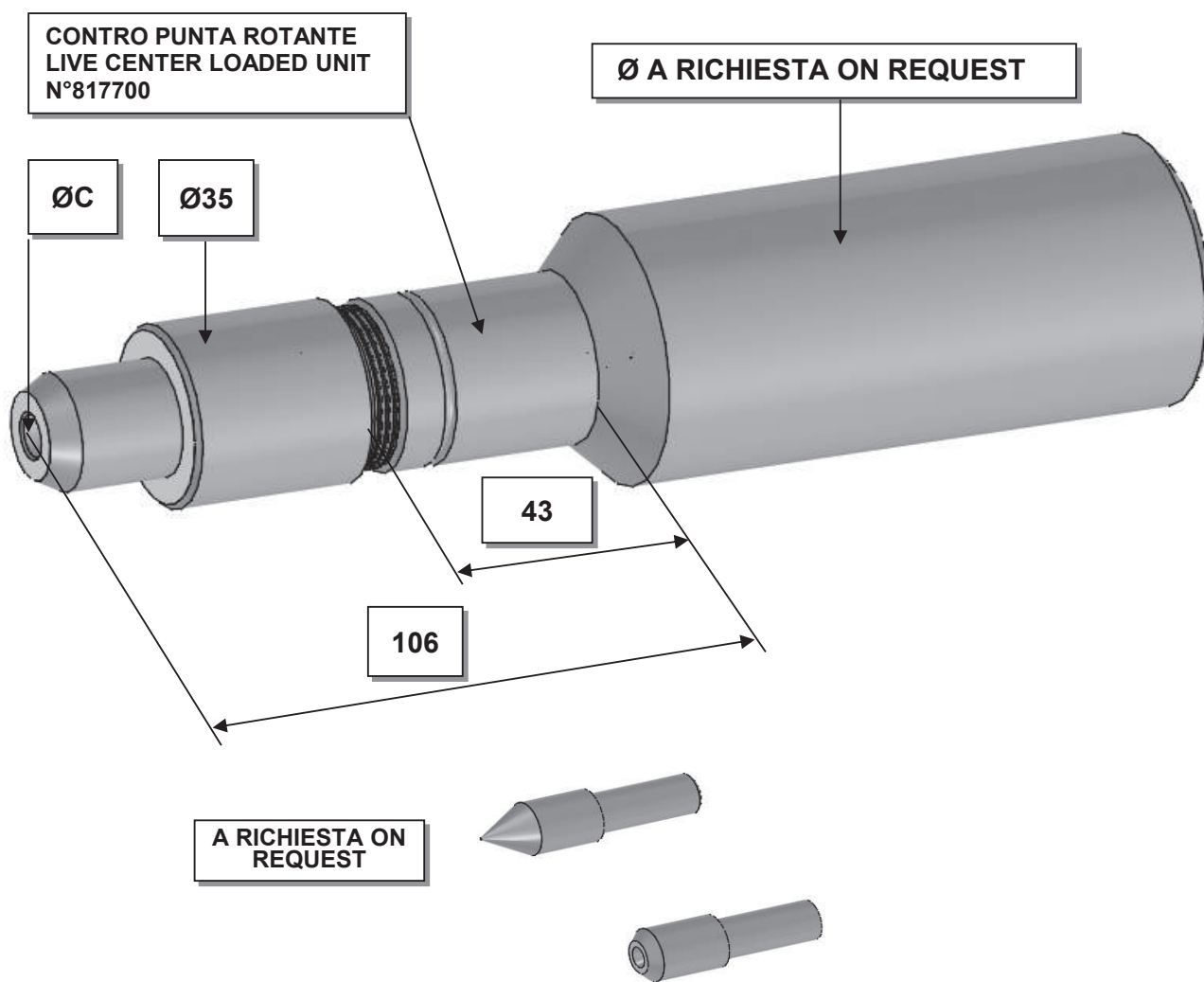
## CONTROPUNTA ROTANTE LIVE CENTER UNIT



# dis. n° 817200

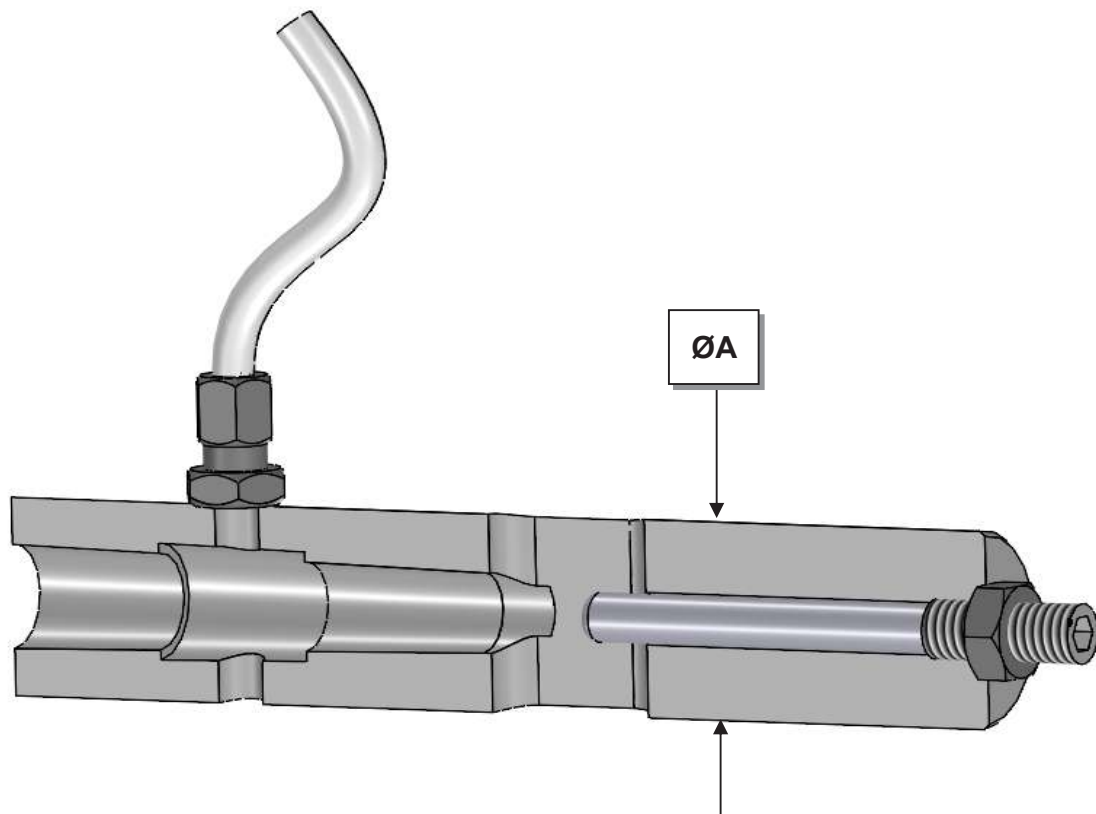
DA USARE CON COMANDO INDIPENDENTE  
TO USE WITH INDIPENDENT SLIDE POS.4-5

# CONTROPUNTA ROTANTE LIVE CENTER UNIT



da usare con comando indipendente pos.4-5  
to use with independent slides pos.4-5

**PORTA PUNTA CON REFRIGERAZIONE  
INTERNA ATTACCO CONO MORSE  
DRILL HOLDER WITH COOLANT FOR CORED  
DRILLS, MORSE TAPER SHANK**



GRUPPO	ATTACCO	$\varnothing A$
GROUP	SHANK	
810700	CONO MORSE 2 - MORSE TAPER 2	44,45
810800	CONO MORSE 2 - MORSE TAPER 2	50,8
811600	CONO MORSE 3 - MORSE TAPER 3	50,8

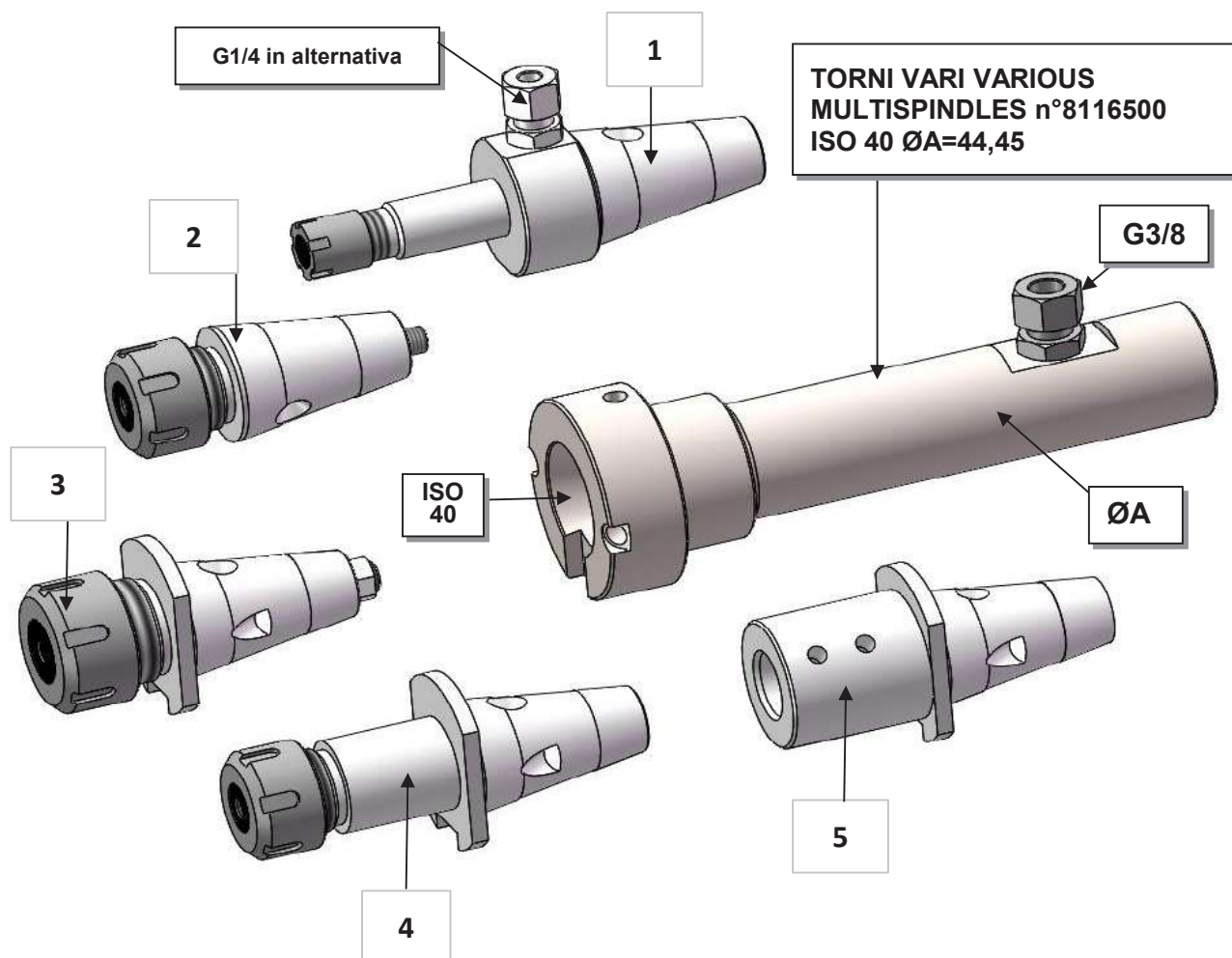


# PORTA PUNTA CON PINZE ER DRILL HOLDERS FOR ER COLLETS



GRUPPO GROUP	PINZA COLLETS	Ø A
8115700	ERM 25	44,45
812400	ER 32	44,45
812600	ER 40	44,45
812300	ER 32	50,8
813100	ER 40	50,8

## PORTA PUNTA CON PINZE ER DRILL HOLDERS FOR ER COLLETS



-1- N°8113700 ERM 16

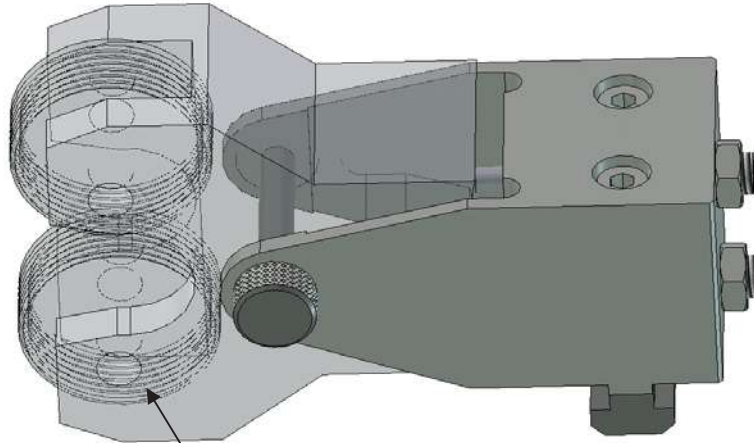
-2- N°8114000 ER 25 ; N°8144000 ER32 ; N°84300 ER40

-3- N°812900 ER32 ; N°818400 ER40

-4- N°8111300 ER32

-5- N°818800 WELDON Ø20 ; N°818900 WELDON Ø25 ; N°819300 WELDON Ø32


# SUPPORTO PER TESTA A RULLARE FILETTI SUPPORT FOR THREAD ROLLING HEAD



**TESTA A RULLARE ESCLUSA  
THREAD ROLLING HEAD NOT INCLUDED**

MODELLO MACCHINA MACHINE MODEL	POS.	CODICE PART NUMBER	TESTA A RULLARE THREADING HEAD
5/8"	4-5	913300	FETTE T18
1"	4-5	911300	FETTE T18
1"	4-5	911200	FETTE T27
1"3/4-1"3/8	4-5	911400	FETTE T18
1"3/4-1"3/8	4-5	911500	FETTE T27

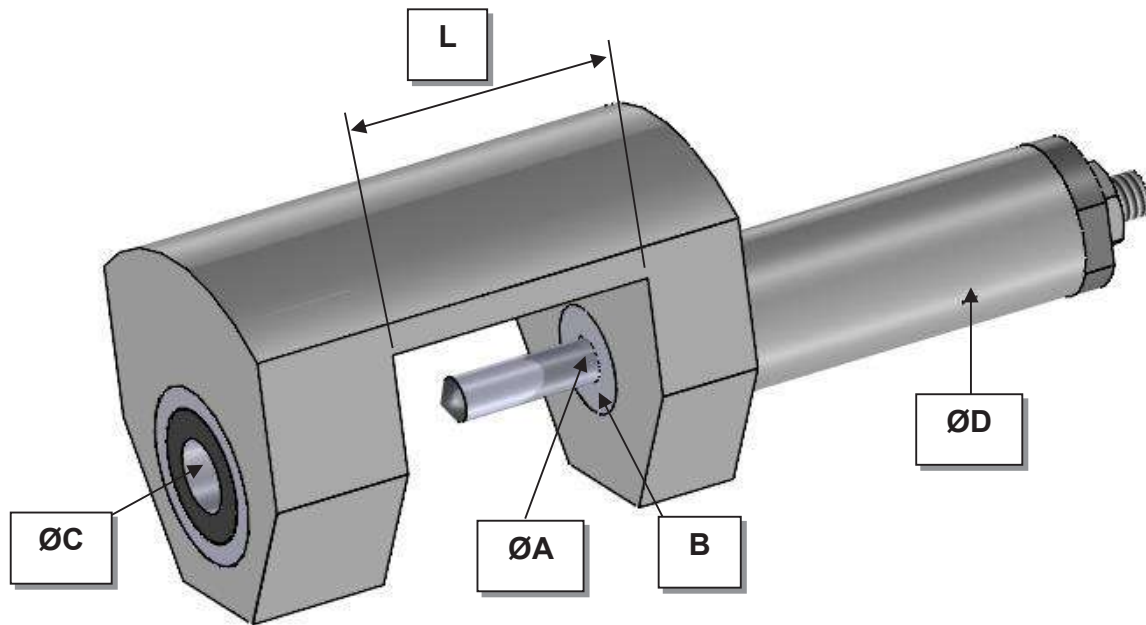
# PORTA ALESATORE OSCILLANTE AUTOCENTRANTE SELF-CENTERING ALL FLOATING REAMER HOLDER



PER TUTTI I TIPO DI TORNIO-FOR ALL TYPE OF AUTOMATIC  
I PORTA ALESATORI VENGONO FORNITI SENZA PINZA IN CASO DI ORDINE COMPLETO SPECIFICARE IL Ø  
REAMER HOLDERS ARE SUPPLIED WITHOUT COLLET, IN CASE OF ORDER SPECIFY COLLET BORE DIAMETER

GRUPPO GROUP	PINZA COLLETS	Ø A
891900-1	ER 20	20
890700	ER 20	25,4
891800	ER 32	31,75
890800-1	ER 32	44,45
892400	ER 40	44,45

# SUPPORTO DI SOSTEGNO CON BOCCOLE IN METALLO DURO E PORTA PUNTA SUPPORT WITH CARBIDE BUSH AND DRILL HOLDER

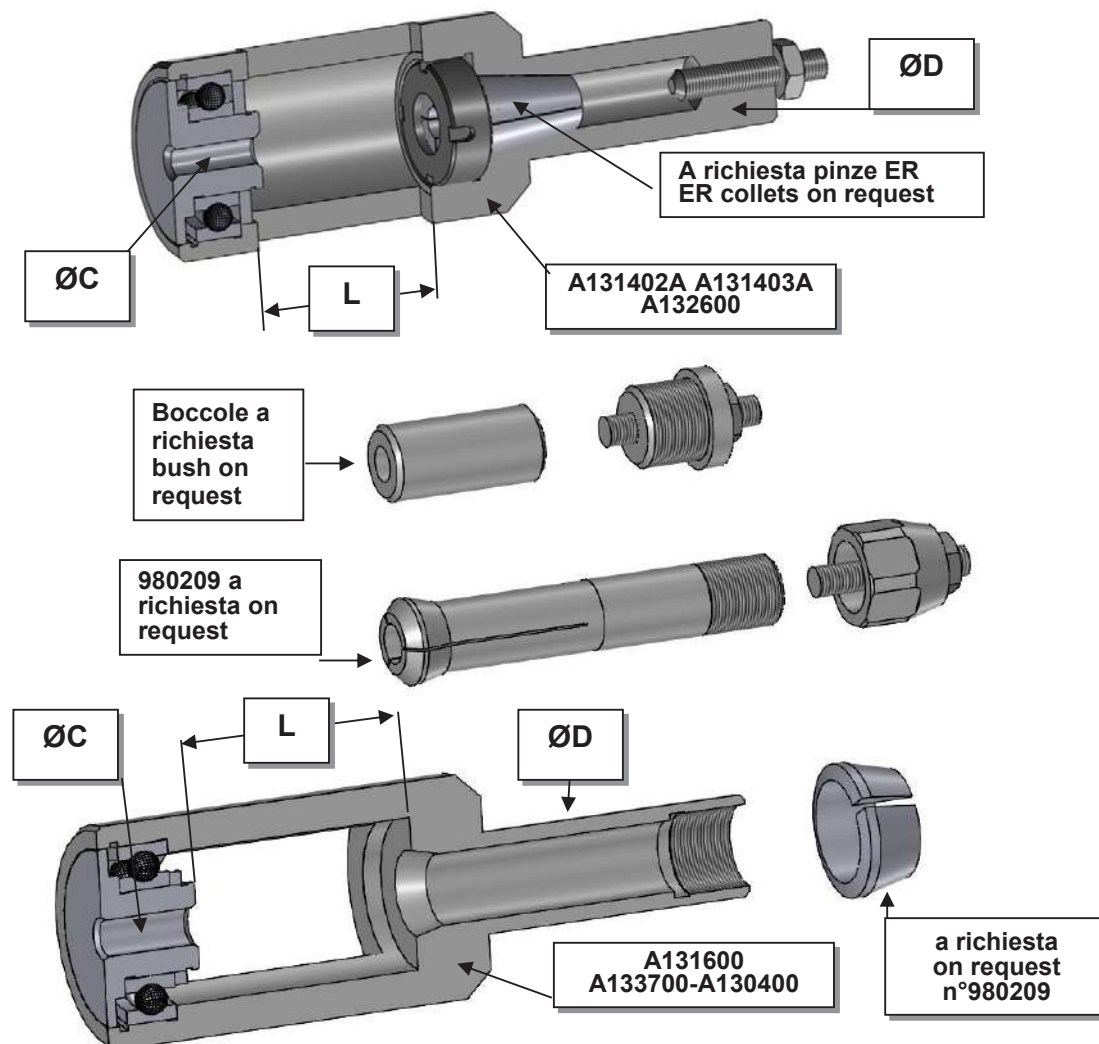


DA USARE CON COMANDO INDIPENDENTE  
TO USE WITH INDIPENDENT SLIDE POS.4-5

PER TUTTI I TIPI DI TORNIO-FOR ALL TYPE OF AUTOMATICS

DISEGNO N° DRAWING N°	ØC	ØD	L	ØA	BOCCOLE B BUSH B
A130200	14 max	20	35	10 MAX	A RICHIESTA ON REQUEST
A130205	14 max	20	50	10 MAX	A RICHIESTA ON REQUEST

## SUPPORTO DI SOSTEGNO CON CUSCINETTI E PORTA PUNTA SUPPORT WITH BALL BEARINGS AND DRILL HOLDER

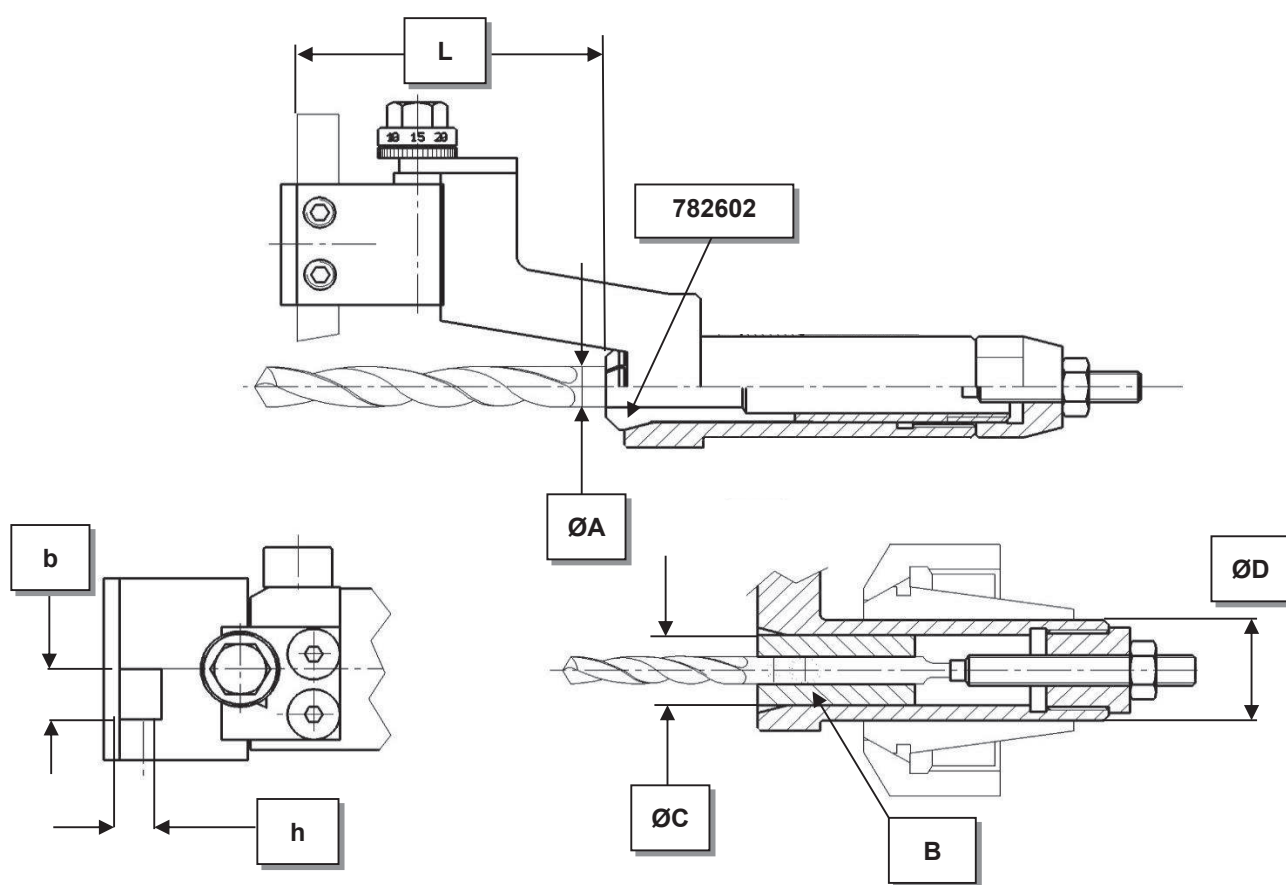
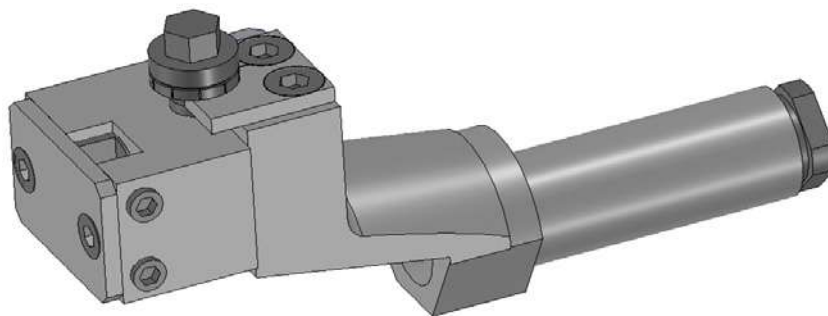


PER TUTTI I TIPI DI TORNIO-FOR ALL TYPE OF AUTOMATICS

DISEGNO N° DRAWING N°	ØC max	ØD	L	ØA	PINZE N° -A- COLLETS N°	BOCCOLE -B- BUSH
A130400	13	20	40	10 MAX	782602 ØA A RICHIESTA-ØA ON REQUEST	A RICHIESTA ON REQUEST
A131600	13	20	32	10 MAX	782602 ØA A RICHIESTA-ØA ON REQUEST	A RICHIESTA ON REQUEST
A133700	13	20	20	10 MAX	782602 ØA A RICHIESTA-ØA ON REQUEST	A RICHIESTA ON REQUEST
A131402A	13	16	30	7 MAX	PINZE ER11 COLLETS ER11 ON REQUEST	
A132600	13	20	35	10 MAX	PINZE ER16 COLLETS ER16 ON REQUEST	

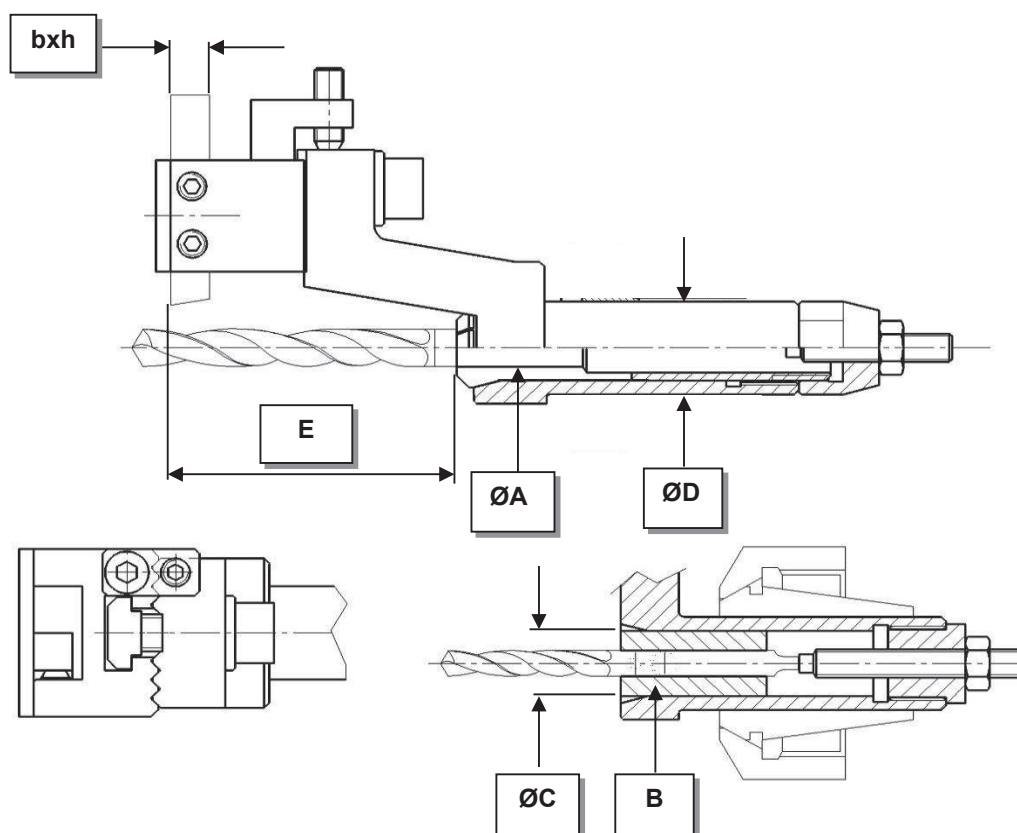
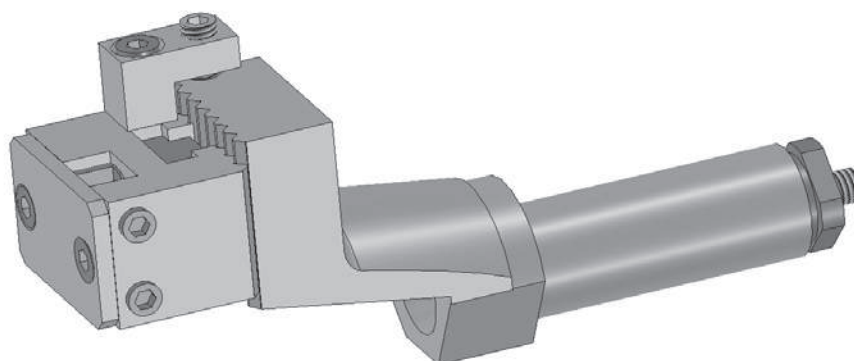


# PORTA PUNTA CON PORTA UTENSILE FRONTALE DRILL HOLDER WITH TURNING TOOLHOLDER



DISEGNO N° DRAWING N°	ØC	ØD	E	b x h	ØA	PINZE N° COLLETS N°	BOCCOLE BUSH B
980200	14	20	59	8x8	10 MAX	782602 ØA A RICHIESTA-ØA ON REQUEST	A RICHIESTA ON REQUEST
981000	20	26	50	12x12	16	954607 ØA=	ØA=

## PORTA PUNTA CON PORTA UTENSILE FRONTALE DRILL HOLDER WITH TURNING TOOLHOLDER

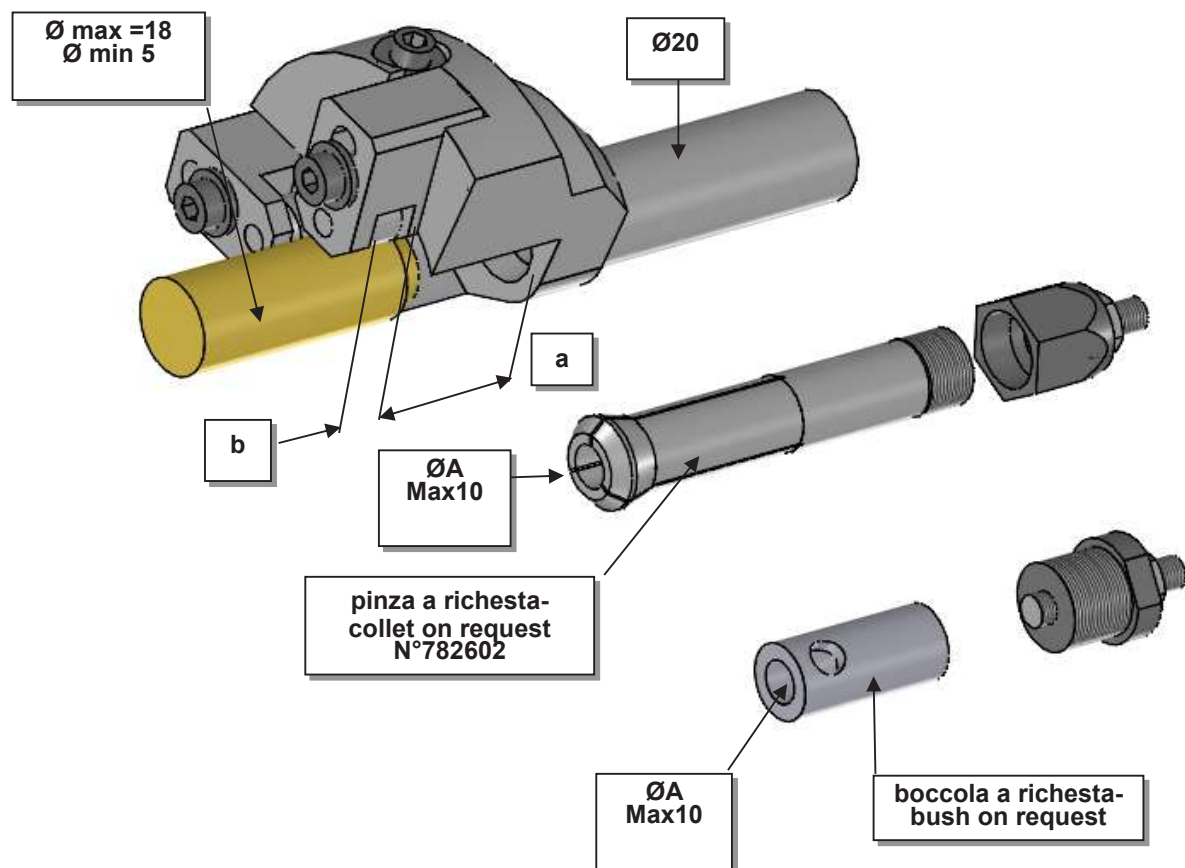


DISEGNO N° DRAWING N°	ØC max	ØD	E	bxh	ØA max	PINZE N° A RICHIESTA ON REQUEST COLLETS N°	BOCCOLE A RICHIESTA ON REQUEST BUSH B
980400	14	20	31	8x8	10	782602 ØA=	ØA=
980600	14	20	46	8x8	10	782602 ØA=	ØA=
980700	14	16	34	8x8	-	-	ØA=
954600	20	26	42	12x12	16	954607 ØA=	ØA=
9510300	20	26	54	12x12	16	954607 ØA=	ØA=

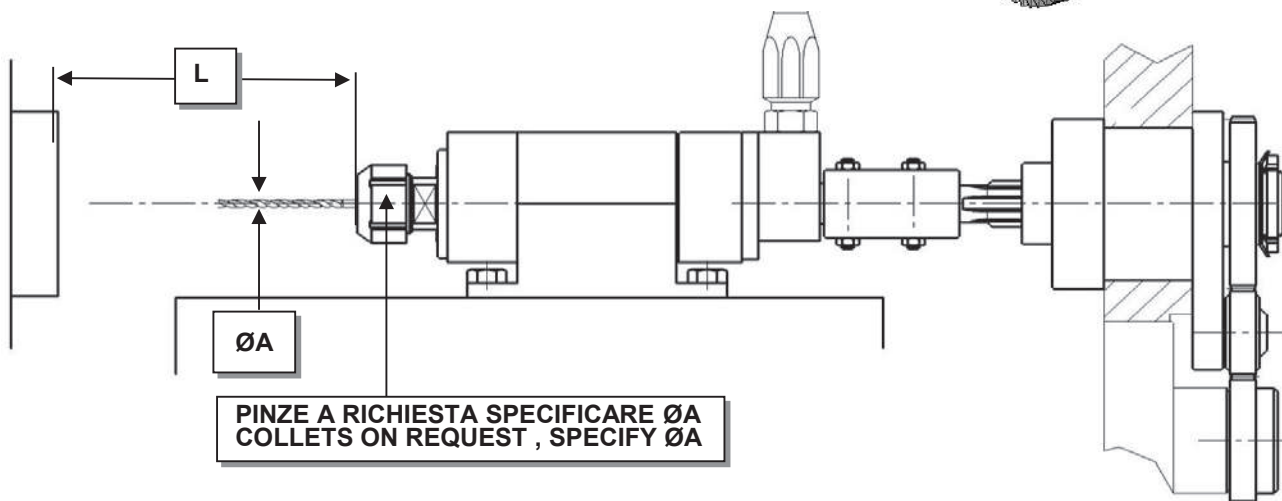
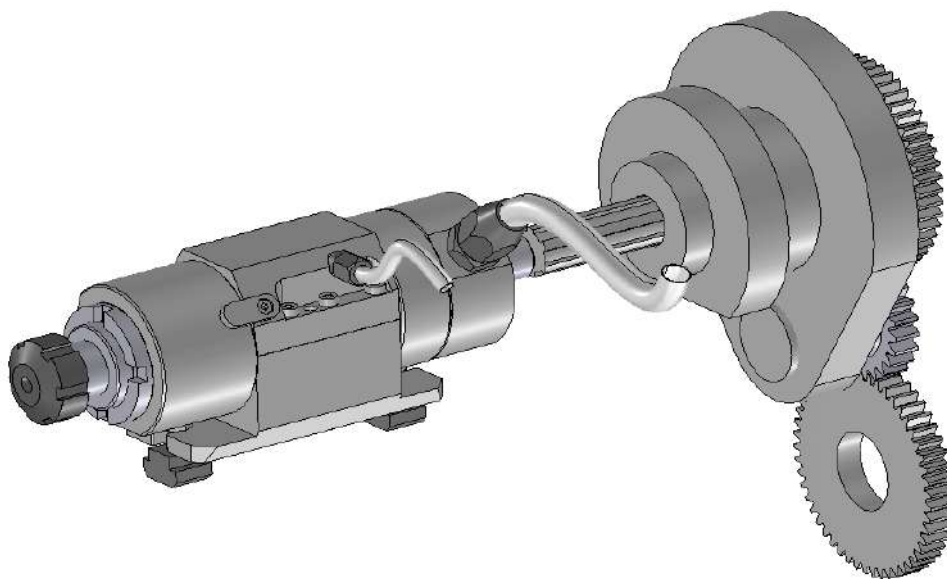
# PORTA PUNTA CON PORTA RULLO FRONTALE DRILL HOLDER WITH ROLLER STEADY

N°782600 a=25,5 b=8-16

N°788000 a=18 b=8



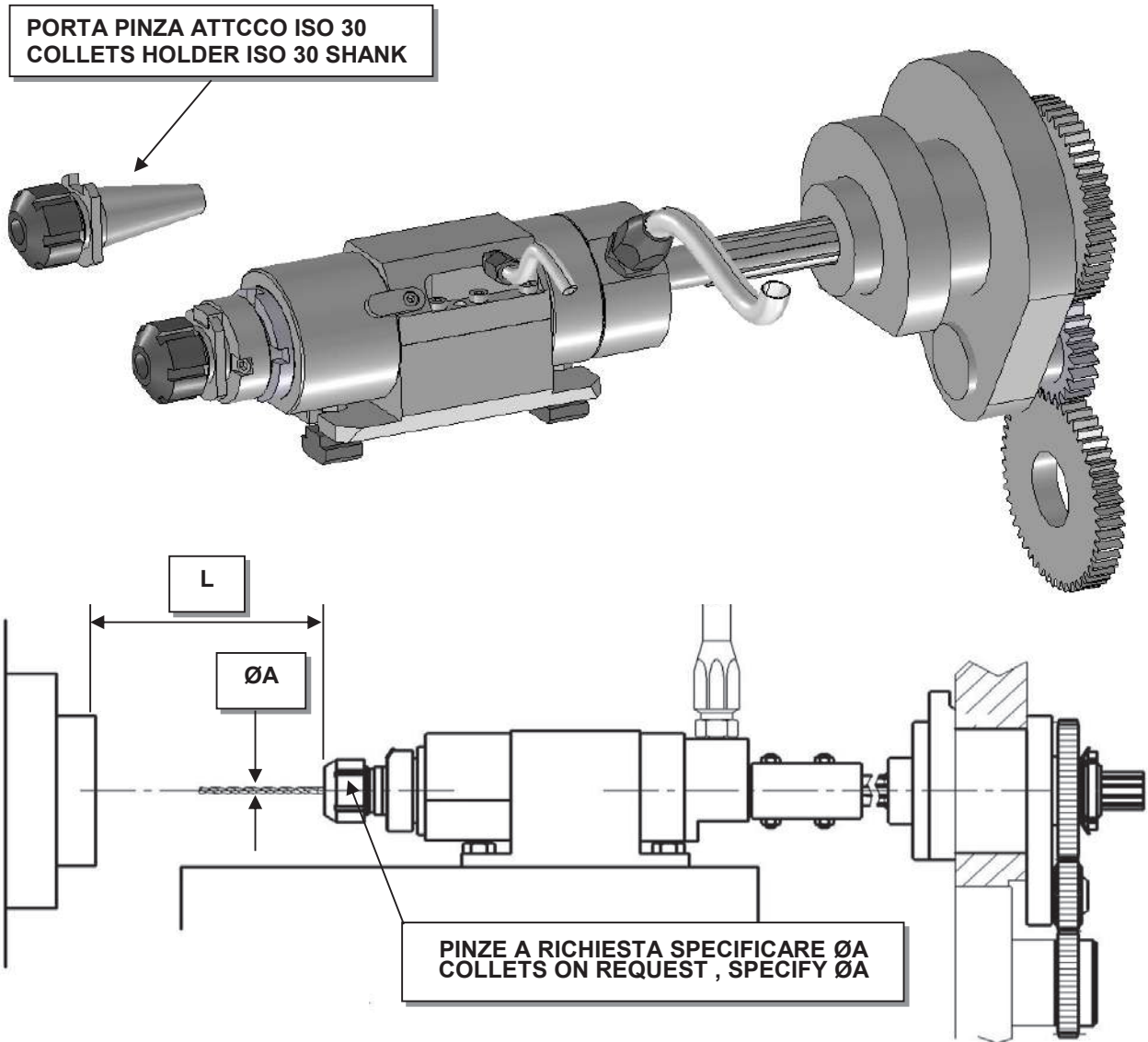
# GRUPPO MANDRINO CONTROROTANTE CON REFRIGERAZIONE INTERNA COUNT ROTATING SPINDLE ASSEMBLY WITH INNER COOLANT SYSTEM



n.b. per la refrigerazione interna e' necessario un impianto supplementare con una pompa di 30bar minimo  
For through coolant, it will be necessary to have coolant pump with a minimum 30 bars pressure.

MODELLO MODEL	L	GRUPPO COMPLETO COMPLETE UNIT	PINZE ER ER COLLETS
1"	270 max 40 min	A395200	IC/ER 25
IL GRUPPO E' FORNITO CON RAPPORTO DI TRASMISSIONE A RICHIESTA UNIT IS SUPPLIED WITH RATIO ON REQUEST 1,5:1 1,59:1 1,63:1 1,74:1 1,8:1 2,48:1			
1"8 mandrini-spindles senza presa di moto per controrotante without driving assembly for conterotating spindle	270 max 40 min	A394800	IC/ER 25
MODELLO MODEL	L	GRUPPO COMPLETO COMPLETE UNIT	PINZE ER ER COLLETS
1"3/4-1"3/8	300 max 70 min	A396600	IC/ER 32
IL GRUPPO E' FORNITO CON RAPPORTO DI TRASMISSIONE A RICHIESTA UNIT IS SUPPLIED WITH RATIO ON REQUEST 1,56:1 1,6:1 1,7:1 1,8:1 2:1 2,43:1			

# GRUPPO MANDRINO CONTROROTANTE CON REFRIGERAZIONE INTERNA VARIANTE ATTACCO ISO 30 COUNT ROTATING SPINDLE ASSEMBLY WITH INNER COOLANT SYSTEM ALTERNATIVE ISO 30 SHANK

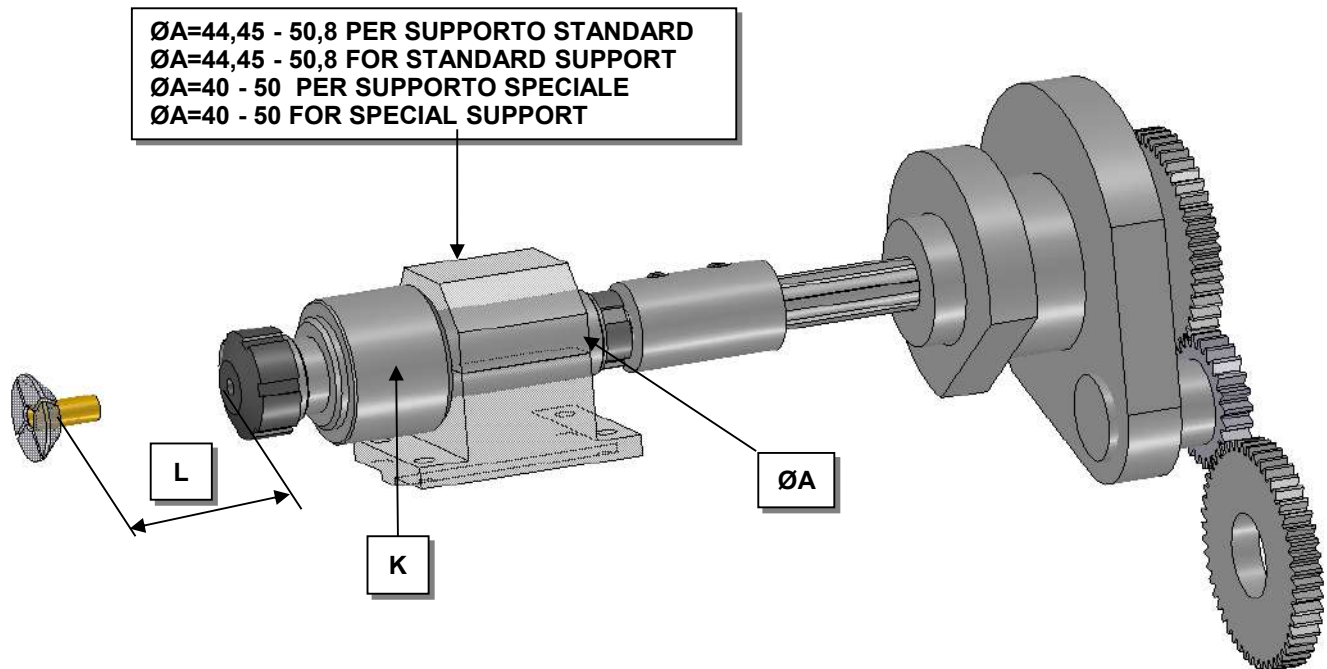


n.b. per la refrigerazione interna e' necessario un impianto supplementare con una pompa di 30bar minimo  
For through coolant, it will be necessary to have coolant pump with a minimum 30 bars pressure,

MODELLO MODEL	L	GRUPPO COMPLETO COMPLETE UNIT	PINZE ER ER COLLETS
1"	240 max 40 min	A391000	ER 16
			ER 25
			ER 32

IL GRUPPO E' FORNITO CON RAPPORTO DI TRASMISSIONE A RICHIESTA UNIT IS SUPPLIED WITH RATIO ON REQUEST  
1,5:1 1,59:1 1,63:1 1,74:1 1,8:1 2,48:1

# GRUPPO MANDRINO CONTROROTANTE SENZA REFRIGERAZIONE INTERNA COUNT ROTATING SPINDLE ASSEMBLY WITHOUT INNER COOLANT SYSTEM



MODELLO MODEL	L	K	ØA	GRUPPO COMPLETO COMPLETE UNIT	PINZE COLLETS
1"	317	A395801	40	A395800 CON WITH A395801	ER 32
	317	A395802	44,45	A395800 CON WITH A395802	ER 32

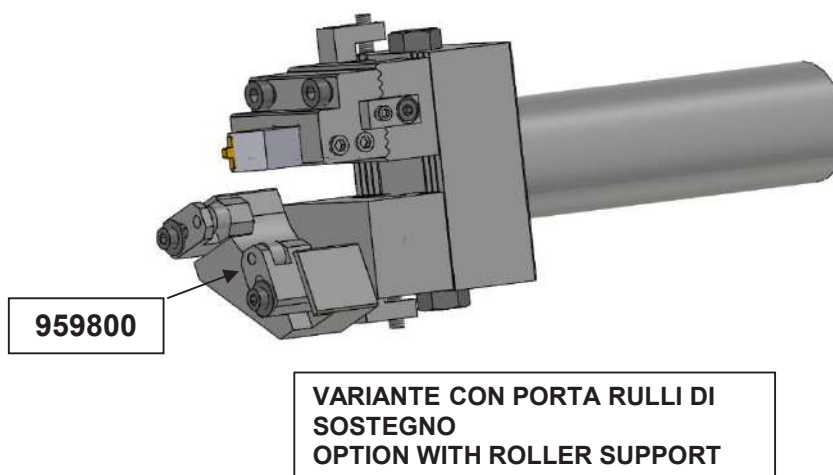
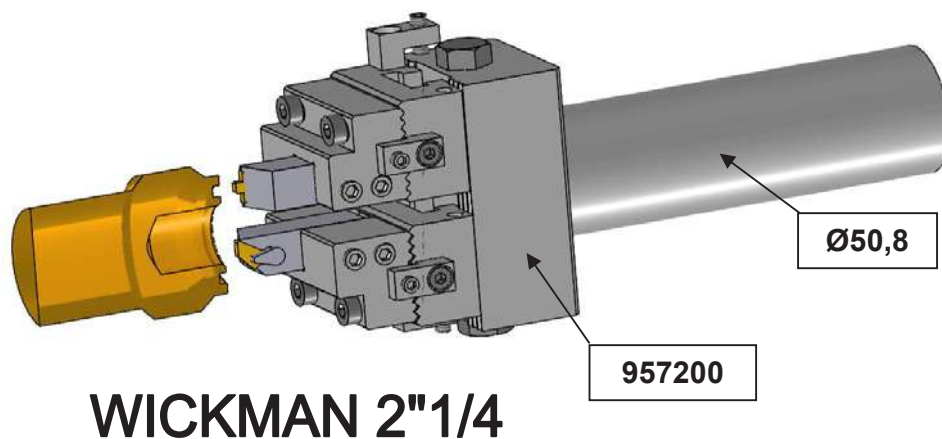
IL GRUPPO E' FORNITO CON RAPPORTO DI TRASMISSIONE A RICHIESTA UNIT IS SUPPLIED WITH RATIO ON REQUEST  
1,5:1 1,59:1 1,63:1 1,74:1 1,8:1 2,48:1

MODELLO MODEL	L	K	ØA	GRUPPO COMPLETO COMPLETE UNIT	PINZE COLLETS
1"3/4;1"3/8	317	A395702	50	A395700 CON WITH A395702	ER 32
	317	A395708	50,80	A395700 CON WITH A395708	ER 32

IL GRUPPO E' FORNITO CON RAPPORTO DI TRASMISSIONE A RICHIESTA UNIT IS SUPPLIED WITH RATIO ON REQUEST  
1,56:1 1,6:1 1,7:1 1,8:1 2:1 2,43:1

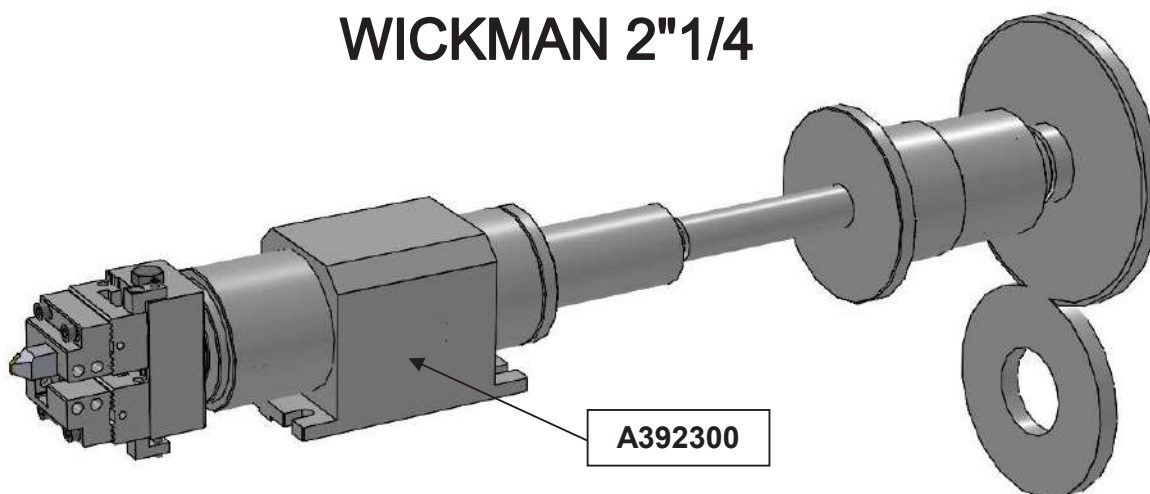


## PORTA UTENSILE DOPPIO PER TORNITURE FRONTALI DOUBLE FRONT TURNING TOOLHOLDER

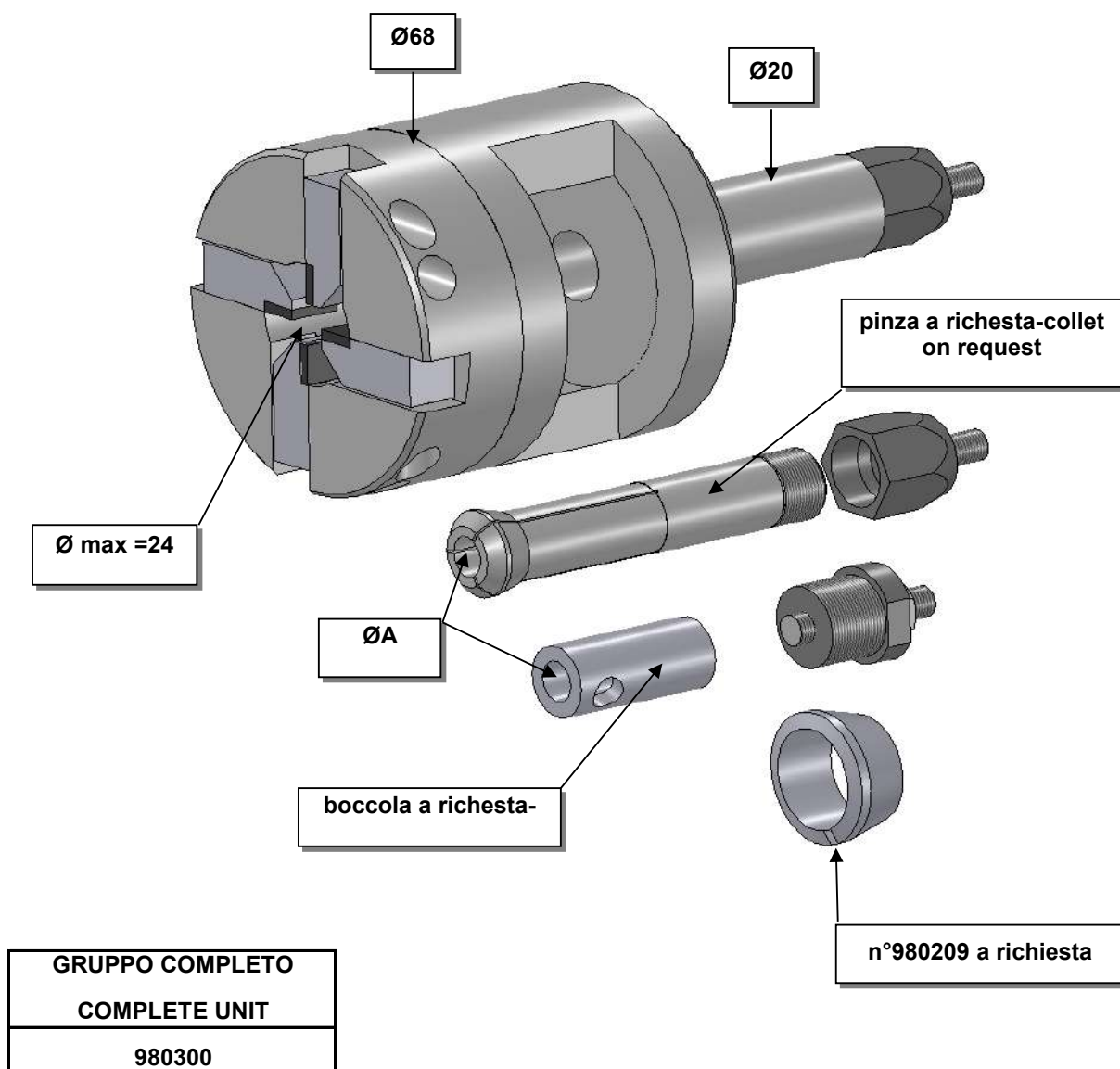


## PORTA UTENSILE DOPPIO PER TORNITURE FRONTALI ROTANTI ROTARY DOUBLE FRONT TURNING TOOLHOLDER

### WICKMAN 2"1/4



# TESTINA PER TORNITURA CON PORTA PUNTA TURNER HEAD WITH DRILL HOLDER

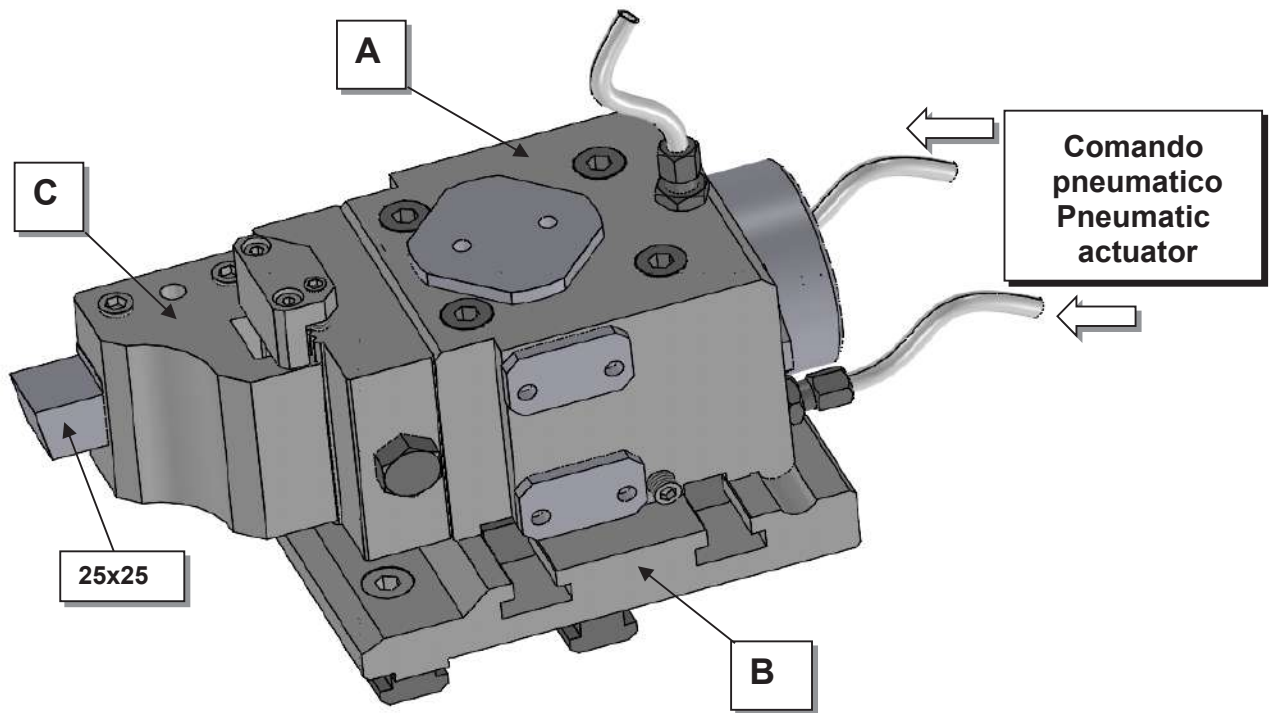


PINZA-COLLET N°782602 A RICHIESTA SPECIFICARE ØA-ON REQUEST SPECIFY ØA  
BOCCOLA-BUSH N°980210 A RICHIESTA SPECIFICARE ØA-ON REQUEST SPECIFY ØA

## Gruppo porta utensile per itestatura con stacco pneumatico Facing toolholder group with pneumatic actuator

Gruppo particolarmente adatto per non rovinare la superficie durante il ritorno dell' utensile

Tollholder used to face parts that haven't got to show any scratches caused by the rapid return of the tool



MODELLO MODEL	POS.	TORRETTA (A) TURRET (A)	PORTA UTENSILE (C) TOOLHOLDER (C)	BASE (B)
2"5/8	1-2-3-4-5	0090700	8733100 25x25	0090800





**Img Attachments S.r.l.**  
Viale 1° Maggio 16/F - 24030 Presezzo (Bergamo) - Tel. +39 035460246 Fax. +39 035614824  
[www.imgattachments.com](http://www.imgattachments.com)